

AGING OF UNPAID OBLIGATIONS
As at December 31, 2023

FILE COPY

JAN 30 2024

JAYSON L. CRUZ

COMMISSION ON AUDIT
RECEIVED BY: *Pray*
DATE: 2-1-24
TIME: 3:57

Department : Department of Labor and Employment (DOLE)
Agency : Technical Education and Skills Development Authority
Operating Unit : Central Office
Organization Code (UACS) : 16 009 0100000
Fund Cluster : 01 - Regular Agency Fund

Name of Creditors	Obligation Request and Status			AGING OF UNPAID OBLIGATIONS							Remarks	
	Number	Date	Amount	Amount	90 days & below	91 to 180 days	181 to 270 days	271 to 365/366 days	More than 1 year but less	More than 2 years		
				5=(6+7+8+9+10+11)	6	7	8	9	10	11		12
A. Due and Demandable Obligations(Accounts Payable)*												
A.1 Current Year's Appropriations			48,661,892.45	48,661,892.45	41,668,732.76	1,391,599.74	437,445.04	5,164,114.91				
Personnel Services			334,906.07	334,906.07	334,906.07							
ANNIE ROSE AZUELA	01011011012023-12-06874	29-Dec-23	2,000.00	2,000.00	2,000.00	-	-	-	-	-	-	-
ATHEA GABRIELLE MARIE IYOG	01011011012023-12-06876	29-Dec-23	36,421.34	36,421.34	36,421.34	-	-	-	-	-	-	-
ATHEA GABRIELLE MARIE IYOG	01011011012023-12-06876	29-Dec-23	1,989.20	1,989.20	1,989.20	-	-	-	-	-	-	-
BERNADETTE AUDIJE	01011011012023-12-06895	29-Dec-23	5,000.00	5,000.00	5,000.00	-	-	-	-	-	-	-
BERNADETTE AUDIJE	01011011012023-12-06895	29-Dec-23	5,000.00	5,000.00	5,000.00	-	-	-	-	-	-	-
CESAR PAKINGAN JR	01011011012023-12-06513	19-Dec-23	12,268.98	12,268.98	12,268.98	-	-	-	-	-	-	-
HDMF	01011011012023-12-06683	29-Dec-23	300.00	300.00	300.00	-	-	-	-	-	-	-
HDMF	01011011012023-12-06683	29-Dec-23	600.00	600.00	600.00	-	-	-	-	-	-	-
IMEE CHARM REYES- TOSINO	01011011012023-12-06875	29-Dec-23	2,000.00	2,000.00	2,000.00	-	-	-	-	-	-	-
NAILA USMAN	01011011012023-12-06873	29-Dec-23	15,552.05	15,552.05	15,552.05	-	-	-	-	-	-	-
NAILA USMAN	01011011012023-12-06873	29-Dec-23	1,995.64	1,995.64	1,995.64	-	-	-	-	-	-	-
ROMMEL DELORIA	01011011012023-12-06894	29-Dec-23	5,000.00	5,000.00	5,000.00	-	-	-	-	-	-	-
ROMMEL DELORIA	01011011012023-12-06894	29-Dec-23	5,000.00	5,000.00	5,000.00	-	-	-	-	-	-	-
TESDA-REGION I	1011041022023-12-06684	29-Dec-23	133,950.90	133,950.90	133,950.90	-	-	-	-	-	-	-
VARIOUS PAYEE	01011011012023-12-06892	29-Dec-23	36,959.01	36,959.01	36,959.01	-	-	-	-	-	-	-
VARIOUS PAYEE	01011011012023-12-06893	29-Dec-23	3,564.49	3,564.49	3,564.49	-	-	-	-	-	-	-
VARIOUS PAYEE	01011011012023-12-06893	29-Dec-23	12,929.30	12,929.30	12,929.30	-	-	-	-	-	-	-
VARIOUS PAYEE	01011011012023-12-06893	29-Dec-23	3,360.95	3,360.95	3,360.95	-	-	-	-	-	-	-
VARIOUS PAYEE	01011011012023-12-06932	29-Dec-23	27,014.21	27,014.21	27,014.21	-	-	-	-	-	-	-
VARIOUS PAYEES	01011011012023-12-06512	19-Dec-23	12,000.00	12,000.00	12,000.00	-	-	-	-	-	-	-
VARIOUS PAYEES	01011011012023-12-06610	27-Dec-23	12,000.00	12,000.00	12,000.00	-	-	-	-	-	-	-
Maintenance and Other Operating Expenses			48,326,986.38	48,326,986.38	41,333,826.69	1,391,599.74	437,445.04	5,164,114.91				
24/7 PRINTING & TRADING CONST CORP	02011021012023-12-06532	19-Dec-23	330,426.00	330,426.00	330,426.00	-	-	-	-	-	-	-
24/7 PRINTING & TRADING CONST CORP	02011021012023-12-06533	19-Dec-23	469,805.00	469,805.00	469,805.00	-	-	-	-	-	-	-
A. Gollon General Merchandising	02011011012023-12-06111	06-Dec-23	148,888.00	148,888.00	148,888.00	-	-	-	-	-	-	-
A.J.A.E Signage printing Services	02011011012023-12-06030	05-Dec-23	2,400.00	2,400.00	2,400.00	-	-	-	-	-	-	-
A.J.A.E. Signage and Printing Services	02011011012023-12-06315	14-Dec-23	13,500.00	13,500.00	13,500.00	-	-	-	-	-	-	-
AARON DAVID GUILA	02011011012023-12-06905	29-Dec-23	8,950.18	8,950.18	8,950.18	-	-	-	-	-	-	-
AARON DAVID GUILA	02011021012023-12-06082	06-Dec-23	14,711.35	14,711.35	14,711.35	-	-	-	-	-	-	-
AARON DAVID GUILA	02011021012023-12-06544	19-Dec-23	14,790.84	14,790.84	14,790.84	-	-	-	-	-	-	-
ABE G. ARENGA	0201101101202312-06412	18-Dec-23	3,000.00	3,000.00	3,000.00	-	-	-	-	-	-	-
ABEL ALPEDES	02011011012023-12-06701	29-Dec-23	25,000.00	25,000.00	25,000.00	-	-	-	-	-	-	-
ABUNDIO EDICIO G. DELA TORR	0201101101202312-06642	27-Dec-23	5,172.41	5,172.41	5,172.41	-	-	-	-	-	-	-
Accessories and Supplies Depot, Inc	02011011012023-09-04528	25-Sep-23	46,400.00	46,400.00	-	46,400.00	-	-	-	-	-	-
Accessories and Supplies Depot, Inc	02011011012023-12-06450	18-Dec-23	17,400.00	17,400.00	17,400.00	-	-	-	-	-	-	-
Agile Techfrontier Corp.	02011011012023-12-06735	29-Dec-23	13,500.00	13,500.00	13,500.00	-	-	-	-	-	-	-
Agile Techfrontier Corp.	02011011012023-10-04787	06-Oct-23	31,950.00	31,950.00	31,950.00	-	-	-	-	-	-	-
Agile Techfrontier Corp.	02011011012023-11-05896	30-Nov-23	34,500.00	34,500.00	34,500.00	-	-	-	-	-	-	-
AILEEN FAUSTOR	0201101101202312-06340	15-Dec-23	12,558.50	12,558.50	12,558.50	-	-	-	-	-	-	-
AIRA C. PAMULAKLAKIN	02011021012023-12-06596	21-Dec-23	14,109.16	14,109.16	14,109.16	-	-	-	-	-	-	-
AIRA C. PAMULAKLAKIN	02011021012023-12-06079	06-Dec-23	13,023.84	13,023.84	13,023.84	-	-	-	-	-	-	-
ALEX TEODORO P. ROSALES	02011021012023-12-06548	19-Dec-23	11,841.80	11,841.80	11,841.80	-	-	-	-	-	-	-
ALEX TOEDORO ROSALES	02011011012023-12-06880	29-Dec-23	7,401.13	7,401.13	7,401.13	-	-	-	-	-	-	-

AGING OF UNPAID OBLIGATIONS
As at December 31, 2023

Department : Department of Labor and Employment (DOLE)
 Agency : Technical Education and Skills Development Authority
 Operating Unit : Central Office
 Organization Code (UACS) : 16 009 0100000
 Fund Cluster : 01 - Regular Agency Fund

Name of Creditors	Obligation Request and Status			AGING OF UNPAID OBLIGATIONS							Remarks	
	Number	Date	Amount	Amount	90 days & below	91 to 180 days	181 to 270 days	271 to 365/366 days	More than 1 year but less	More than 2 years		
				5=(6+7+8+9+10+11)	6	7	8	9	10	11		12
Amazon Web Services Inc.	0201101101202312-06387	15-Dec-23	1,520,269.98	1,520,269.98	1,520,269.98	-	-	-	-	-	-	-
Amazon Web Services Inc.	0201101101202312-06388	15-Dec-23	1,333,717.94	1,333,717.94	1,333,717.94	-	-	-	-	-	-	-
Amazon Web Services Inc.	0201101101202312-06389	15-Dec-23	1,461,602.75	1,461,602.75	1,461,602.75	-	-	-	-	-	-	-
Amazon Web Services Inc.	0201101101202312-06390	15-Dec-23	1,500,182.48	1,500,182.48	1,500,182.48	-	-	-	-	-	-	-
Amazon Web Services Inc.	02011011012023-12-06708	29-Dec-23	1,822,267.78	1,822,267.78	1,822,267.78	-	-	-	-	-	-	-
Amazon Web Services Inc.	02011011012023-12-06709	29-Dec-23	1,906,130.03	1,906,130.03	1,906,130.03	-	-	-	-	-	-	-
Amazon Web Services Inc.	02011011012023-12-06710	29-Dec-23	2,049,962.40	2,049,962.40	2,049,962.40	-	-	-	-	-	-	-
Amazon Web Services Inc.	02011011012023-12-06711	29-Dec-23	1,971,515.35	1,971,515.35	1,971,515.35	-	-	-	-	-	-	-
Amazon Web Services Inc.	02011021012023-12-06458	18-Dec-23	1,102,985.80	1,102,985.80	1,102,985.80	-	-	-	-	-	-	-
AMELIA D. NATIVIDAD	02011021012023-12-06605	21-Dec-23	21,706.40	21,706.40	21,706.40	-	-	-	-	-	-	-
AMELIA NATIVIDAD	02011011012023-12-06923	29-Dec-23	8,637.34	8,637.34	8,637.34	-	-	-	-	-	-	-
AndJ Bright Printing Services	02011011012023-11-05322	06-Nov-23	25,600.00	25,600.00	25,600.00	-	-	-	-	-	-	-
AndJ Bright Printing Services	02011011012023-12-06503	19-Dec-23	6,700.00	6,700.00	6,700.00	-	-	-	-	-	-	-
ANGELICA D. DIXIMO	02011021012023-12-06588	21-Dec-23	23,799.32	23,799.32	23,799.32	-	-	-	-	-	-	-
ANICETO D. BERTIZ III	02011011012023-12-06902	29-Dec-23	376.03	376.03	376.03	-	-	-	-	-	-	-
ANICETO D. BERTIZ III	02011011012023-12-06903	29-Dec-23	6,000.00	6,000.00	6,000.00	-	-	-	-	-	-	-
ANICETO D. BERTIZ III	02011011012023-12-06178	11-Dec-23	74,333.15	74,333.15	74,333.15	-	-	-	-	-	-	-
ANNIE ROSE AZUELO	0101101101202312-06654	28-Dec-23	73,511.00	73,511.00	73,511.00	-	-	-	-	-	-	-
ANTONIO L. SAYO	0201101101202312-06614	27-Dec-23	5,747.13	5,747.13	5,747.13	-	-	-	-	-	-	-
ARIEL B. LLANILLO	0201101101202312-06567	21-Dec-23	4,000.00	4,000.00	4,000.00	-	-	-	-	-	-	-
ARMANDO CRUZ	02011011012023-12-06837	29-Dec-23	7,095.03	7,095.03	7,095.03	-	-	-	-	-	-	-
ARMANDO CRUZ	02011021012023-12-06057	06-Dec-23	8,887.35	8,887.35	8,887.35	-	-	-	-	-	-	-
ARNOLD LEOBEN CAMPUED	02011011012023-12-06336	15-Dec-23	1,170.00	1,170.00	1,170.00	-	-	-	-	-	-	-
AVELINO S. CARAAN, JR.	0201101101202312-06244	12-Dec-23	5,747.13	5,747.13	5,747.13	-	-	-	-	-	-	-
AVELINO S. CARAAN, JR.	0201101101202312-06280	13-Dec-23	5,747.13	5,747.13	5,747.13	-	-	-	-	-	-	-
Avid Sales Corporation	02011011012023-12-06124	07-Dec-23	85,998.00	85,998.00	85,998.00	-	-	-	-	-	-	-
AVID SALES CORPORATION	02011011012023-12-05983	04-Dec-23	85,998.00	85,998.00	85,998.00	-	-	-	-	-	-	-
Awards Central Philippines	02011011012023-11-05502	13-Nov-23	9,520.00	9,520.00	9,520.00	-	-	-	-	-	-	-
Awards Central Philippines	02011011012023-12-06247	13-Dec-23	24,500.00	24,500.00	24,500.00	-	-	-	-	-	-	-
Awards Central Philippines	02011011012023-12-06300	14-Dec-23	142,464.00	142,464.00	142,464.00	-	-	-	-	-	-	-
Awards Central Philippines	02011011012023-12-06008	04-Dec-23	14,000.00	14,000.00	14,000.00	-	-	-	-	-	-	-
Ban Bee Commercial Co. Inc.	02011011012023-12-06074	06-Dec-23	1,800.00	1,800.00	1,800.00	-	-	-	-	-	-	-
Ban Bee Commercial Co. Inc.	02011011012023-12-06102	06-Dec-23	15,980.00	15,980.00	15,980.00	-	-	-	-	-	-	-
Ban Bee Commercial Co. Inc.	0201101101202310-04789	06-Oct-23	9,530.00	9,530.00	9,530.00	-	-	-	-	-	-	-
BERNADETTE S. AUDJIE	0201101101202312-06509	19-Dec-23	1,998.00	1,998.00	1,998.00	-	-	-	-	-	-	-
BERNARD PAUL M. MANGULABNAN	0201101101202311-05864	29-Nov-23	2,298.85	2,298.85	2,298.85	-	-	-	-	-	-	-
BERNARD PAUL M. MANGULABNAN	02011011012023-12-06698	29-Dec-23	4,000.00	4,000.00	4,000.00	-	-	-	-	-	-	-
Bienvenido Jr I. Teoco	0201101101202312-06562	21-Dec-23	3,520.00	3,520.00	3,520.00	-	-	-	-	-	-	-
BIENVINIDO LABIANO JR	02011011012023-12-06854	29-Dec-23	5,984.97	5,984.97	5,984.97	-	-	-	-	-	-	-
Bitstop Network Services, Inc.	02011011012023-07-02843	05-Jul-23	125,000.00	125,000.00	-	125,000.00	-	-	-	-	-	-
BLL School and Office Supplies Trading	02011011012023-10-05141	23-Oct-23	5,436.00	5,436.00	5,436.00	-	-	-	-	-	-	-
BRAYAN PEÑAVERDE	02011011012023-12-06872	29-Dec-23	904.00	904.00	904.00	-	-	-	-	-	-	-
BRYAN JENESSE MONTERO	02011011012023-12-06703	29-Dec-23	20,461.05	20,461.05	20,461.05	-	-	-	-	-	-	-
BRYAN JENESSE MONTERO	02011011012023-12-06919	29-Dec-23	5,834.12	5,834.12	5,834.12	-	-	-	-	-	-	-
CARLO D. PALLADO	0201101101202312-06651	27-Dec-23	5,000.00	5,000.00	5,000.00	-	-	-	-	-	-	-
CARMELITA CORBITO	02011011012023-12-06771	29-Dec-23	999.00	999.00	999.00	-	-	-	-	-	-	-

AGING OF UNPAID OBLIGATIONS
As at December 31, 2023

Department : Department of Labor and Employment (DOLE)
 Agency : Technical Education and Skills Development Authority
 Operating Unit : Central Office
 Organization Code (UACS) : 16 009 0100000
 Fund Cluster : 01 - Regular Agency Fund

Name of Creditors	Obligation Request and Status			AGING OF UNPAID OBLIGATIONS							Remarks
	Number	Date	Amount	Amount	90 days & below	91 to 180 days	181 to 270 days	271 to 365/366 days	More than 1 year but less	More than 2 years	
				5=(6+7+8+9+10+11)	6	7	8	9	10	11	
CBII Philippines International, Inc.	0201101101202302-00261	08-Feb-23	857,209.79	857,209.79	-	-	-	857,209.79	-	-	-
CBII Philippines International, Inc.	0201101101202312-06328	15-Dec-23	55,277.35	55,277.35	55,277.35	-	-	-	-	-	-
CBII Philippines International, Inc.	0201101101202302-00261	08-Feb-23	857,500.62	857,500.62	-	-	-	857,500.62	-	-	-
Champion Hardware & CO Inc	02011011012023-09-04270	14-Sep-23	22,780.00	22,780.00	-	22,780.00	-	-	-	-	-
Charlyn B. Justimbaste	0201101101202312-06338	15-Dec-23	22,256.12	22,256.12	22,256.12	-	-	-	-	-	-
Charlyn B. Justimbaste	02011011012023-12-06913	29-Dec-23	6,047.18	6,047.18	6,047.18	-	-	-	-	-	-
Charlyn B. Justimbaste	02011011012023-12-06914	29-Dec-23	1,999.00	1,999.00	1,999.00	-	-	-	-	-	-
CHIELA MAY SONBISE	02011011012023-12-06853	29-Dec-23	8,682.56	8,682.56	8,682.56	-	-	-	-	-	-
CHRISTIAN VINCENT V. SATUNA	0201101101202311-05874	29-Nov-23	2,298.85	2,298.85	2,298.85	-	-	-	-	-	-
CHRISTINA MAUREEN S. DULCE	0201102101202310-052414	25-Oct-23	2,291.89	2,291.89	2,291.89	-	-	-	-	-	-
CHRISTINE JOY M. RAZON	0201101101202311-05866	29-Nov-23	2,298.85	2,298.85	2,298.85	-	-	-	-	-	-
CLARISSA GENER	0201101101202312-06231	12-Dec-23	45,977.01	45,977.01	45,977.01	-	-	-	-	-	-
Clefford Pascual	0201101101202312-06481	18-Dec-23	750.00	750.00	750.00	-	-	-	-	-	-
COMMERCE ASIA INC	02011011012023-12-06909	29-Dec-23	914,618.00	914,618.00	914,618.00	-	-	-	-	-	-
CONRAD JOSEPH D. VILLON	0201101101202312-06378	15-Dec-23	4,500.00	4,500.00	4,500.00	-	-	-	-	-	-
Cover & Pages Corporation	02011011012023-09-04137	06-Sep-23	176,750.00	176,750.00	-	176,750.00	-	-	-	-	-
Cover & Pages Corporation	02011011012023-12-06407	18-Dec-23	127,500.00	127,500.00	127,500.00	-	-	-	-	-	-
CUENCA, CHARITO P.	02011011012023-12-06558	20-Dec-23	27,592.48	27,592.48	27,592.48	-	-	-	-	-	-
D & J News Runner	02011011012023-02-00171	02-Feb-23	48,228.00	48,228.00	-	-	-	48,228.00	-	-	-
D & J News Runner	02011011012023-06-02678	22-Jun-23	152,096.00	152,096.00	-	-	152,096.00	-	-	-	-
DANIEL E. REVANTAD	0201101101202312-06539	19-Dec-23	2,000.00	2,000.00	2,000.00	-	-	-	-	-	-
DAVID BUNGALLON	0201101101202312-06456	18-Dec-23	12,408.08	12,408.08	12,408.08	-	-	-	-	-	-
DAVID BUNGALLON	02011011012023-12-06778	29-Dec-23	15,816.61	15,816.61	15,816.61	-	-	-	-	-	-
DAVID BUNGALLON	02011011012023-12-06888	29-Dec-23	2,168.00	2,168.00	2,168.00	-	-	-	-	-	-
DAVID L. HERRERA	0201101101202311-05875	29-Nov-23	2,298.85	2,298.85	2,298.85	-	-	-	-	-	-
Deus Diversified Products Co.	02011011012023-03-01001	22-Mar-23	735,000.00	735,000.00	-	-	-	735,000.00	-	-	-
Deus Diversified Products Co.	02011011012023-09-04306	15-Sep-23	78,496.00	78,496.00	-	78,496.00	-	-	-	-	-
Deus Diversified Products Co.	02011011012023-10-05187	24-Oct-23	172,995.00	172,995.00	172,995.00	-	-	-	-	-	-
DG Central Non-Specialized Wholesale Trading	02011011012023-11-05548	15-Nov-23	37,000.00	37,000.00	37,000.00	-	-	-	-	-	-
DINDO R. LEON	0201101101202312-06566	21-Dec-23	2,000.00	2,000.00	2,000.00	-	-	-	-	-	-
E. ENTAZO CONSTRUCTION SUPPLIES	02011011012023-12-06933	29-Dec-23	92,900.00	92,900.00	92,900.00	-	-	-	-	-	-
E. S. Castro Trading	02011011012023-12-06014	05-Dec-23	14,120.00	14,120.00	14,120.00	-	-	-	-	-	-
E3K IT Solutions	0201101101202310-05102	19-Oct-23	22,976.00	22,976.00	22,976.00	-	-	-	-	-	-
E3K IT Solutions	02011011012023-10-05102	19-Oct-23	22,976.00	22,976.00	22,976.00	-	-	-	-	-	-
EDEN DIZON	02011011012023-12-06918	29-Dec-23	9,410.21	9,410.21	9,410.21	-	-	-	-	-	-
EDEN DIZON	02011021012023-12-06600	21-Dec-23	32,406.78	32,406.78	32,406.78	-	-	-	-	-	-
EDWARD DELA ROSA	02011011012023-12-06763	29-Dec-23	869.60	869.60	869.60	-	-	-	-	-	-
EL CID CASTILLO	02011011012023-12-06821	29-Dec-23	3,799.00	3,799.00	3,799.00	-	-	-	-	-	-
EL CID CASTILLO	02011011012023-12-06198	12-Dec-23	9,518.46	9,518.46	9,518.46	-	-	-	-	-	-
ENRICO BANARIO	02011011012023-12-06889	29-Dec-23	2,996.00	2,996.00	2,996.00	-	-	-	-	-	-
EUNICE JOY C. SEGUBIENSE	02011011012023-12-06284	14-Dec-23	56,000.00	56,000.00	56,000.00	-	-	-	-	-	-
Gameville Corp.	02011011012023-12-06009-A	04-Dec-23	16,500.00	16,500.00	16,500.00	-	-	-	-	-	-
GARRIEL M SAUGON	02011011012023-12-06870	29-Dec-23	2,000.00	2,000.00	2,000.00	-	-	-	-	-	-
GERARDO PENECELLA	0201101101202312-06228	12-Dec-23	103,448.28	103,448.28	103,448.28	-	-	-	-	-	-
GILCOR PRINTING PRESS	02011011012023-12-06897	29-Dec-23	139,400.00	139,400.00	139,400.00	-	-	-	-	-	-
GLENFORD PROSPERO	02011011012023-12-06704	29-Dec-23	109,359.71	109,359.71	109,359.71	-	-	-	-	-	-

AGING OF UNPAID OBLIGATIONS
As at December 31, 2023

Department : Department of Labor and Employment (DOLE)
 Agency : Technical Education and Skills Development Authority
 Operating Unit : Central Office
 Organization Code (UACS) : 16 009 0100000
 Fund Cluster : 01 - Regular Agency Fund

Name of Creditors 1	Obligation Request and Status			AGING OF UNPAID OBLIGATIONS							Remarks 12	
	Number 2	Date 3	Amount 4	Amount	90 days & below	91 to 180 days	181 to 270 days	271 to 365/366 days	More than 1 year but less	More than 2 years		
				5=(6+7+8+9+10+11)	6	7	8	9	10	11		
Globe Telecom Inc	02011011012023-12-06770	29-Dec-23	2,000.00	2,000.00	2,000.00	-	-	-	-	-	-	-
Globe Telecom Inc	02011011012023-12-06805	29-Dec-23	2,499.00	2,499.00	2,499.00	-	-	-	-	-	-	-
Globe Telecom Inc	02011011012023-12-06741	29-Dec-23	1,999.00	1,999.00	1,999.00	-	-	-	-	-	-	-
HAZEL TAMAYO	0201101101202311-05873	29-Nov-23	2,298.85	2,298.85	2,298.85	-	-	-	-	-	-	-
Heidi Forte	0201101101202312-06396	18-Dec-23	9,498.00	9,498.00	9,498.00	-	-	-	-	-	-	-
Heidi Forte	0201101101202312-06355	15-Dec-23	9,059.70	9,059.70	9,059.70	-	-	-	-	-	-	-
Heidi Forte	0201102101202311-05723	22-Nov-23	757.75	757.75	757.75	-	-	-	-	-	-	-
Heidi Forte	02011011012023-12-06155	07-Dec-23	16,700.00	16,700.00	16,700.00	-	-	-	-	-	-	-
HONEYLET ESPINO	02011011012023-12-06775	29-Dec-23	806.00	806.00	806.00	-	-	-	-	-	-	-
Hotel Enterprises of the Philippines Inc.	02011011012023-11-05515	13-Nov-23	935,000.00	935,000.00	935,000.00	-	-	-	-	-	-	-
IMEE CHARM REYES-TOSINO	0101101101202312-06653	28-Dec-23	73,511.00	73,511.00	73,511.00	-	-	-	-	-	-	-
INTEGRATED COMPUTER SYSTEM, INC	02011011012023-11-05333	07-Nov-23	9,300.00	9,300.00	9,300.00	-	-	-	-	-	-	-
JACOB NICOLAS	02011021012023-12-06607	21-Dec-23	11,227.37	11,227.37	11,227.37	-	-	-	-	-	-	-
JACOB NICOLAS	02011011012023-12-06851	29-Dec-23	8,729.13	8,729.13	8,729.13	-	-	-	-	-	-	-
JACOB NICOLAS	02011021012023-12-06054	06-Dec-23	14,437.87	14,437.87	14,437.87	-	-	-	-	-	-	-
JAGEUS JAMES ESPESO	02011021012023-12-06170	11-Dec-23	9,568.65	9,568.65	9,568.65	-	-	-	-	-	-	-
JAMIE ANN J. SANDOVAL	02011021012023-12-06034	06-Dec-23	12,517.99	12,517.99	12,517.99	-	-	-	-	-	-	-
JAMIE ANN J. SANDOVAL	02011021012023-12-06586	21-Dec-23	12,796.47	12,796.47	12,796.47	-	-	-	-	-	-	-
JAMIE ANN J. SANDOVAL	02011011012023-12-06841	29-Dec-23	10,051.88	10,051.88	10,051.88	-	-	-	-	-	-	-
Jan Michael Jaro	0201101101202309-04042	04-Sep-23	874.26	874.26	-	874.26	-	-	-	-	-	-
Jan Michael Jaro	02011011012023-12-06749	29-Dec-23	860.29	860.29	860.29	-	-	-	-	-	-	-
JANET ABASOLO	02011011012023-12-06785	29-Dec-23	1,500.00	1,500.00	1,500.00	-	-	-	-	-	-	-
JANET ABASOLO	02011011012023-12-06901	29-Dec-23	25,240.00	25,240.00	25,240.00	-	-	-	-	-	-	-
JARHENS TRADING	02011011012023-12-06529	19-Dec-23	480,700.00	480,700.00	480,700.00	-	-	-	-	-	-	-
JARHENS TRADING	02011011012023-12-06530	19-Dec-23	487,005.00	487,005.00	487,005.00	-	-	-	-	-	-	-
JAUSTINE ANTHONY DAVID	02011011012023-12-06838	29-Dec-23	10,193.80	10,193.80	10,193.80	-	-	-	-	-	-	-
JAY BOSITO	02011011012023-12-06891	29-Dec-23	1,980.00	1,980.00	1,980.00	-	-	-	-	-	-	-
JEFSOON RAYOS	02011021012023-12-06077	06-Dec-23	9,449.41	9,449.41	9,449.41	-	-	-	-	-	-	-
JEMMALYN E. GA	02011011012023-12-06776	29-Dec-23	5,483.00	5,483.00	5,483.00	-	-	-	-	-	-	-
JEMMALYN E. GA	02011011012023-12-06733	29-Dec-23	809.59	809.59	809.59	-	-	-	-	-	-	-
JENNIELYN C. FUENTES	02011021012023-12-06551	19-Dec-23	8,015.31	8,015.31	8,015.31	-	-	-	-	-	-	-
JENNIELYN FUENTES	02011011012023-12-06836	29-Dec-23	7,124.72	7,124.72	7,124.72	-	-	-	-	-	-	-
JEPP V. FARRALES	0201101101202311-05865	29-Nov-23	2,298.85	2,298.85	2,298.85	-	-	-	-	-	-	-
JESUS MERCADO JR	02011011012023-12-06908	29-Dec-23	7,124.80	7,124.80	7,124.80	-	-	-	-	-	-	-
JESUS VICTOR ANTHONY A. MARTINEZ, JR.	0201101101202312-06609	27-Dec-23	50,000.00	50,000.00	50,000.00	-	-	-	-	-	-	-
JO ANN CARTATIVO	02011011012023-12-06751	29-Dec-23	74,100.00	74,100.00	74,100.00	-	-	-	-	-	-	-
JO ANN CARTATIVO	02011011012023-12-06752	29-Dec-23	157,950.00	157,950.00	157,950.00	-	-	-	-	-	-	-
JOEL B. ARNEJO	02011011012023-12-06906	29-Dec-23	6,747.02	6,747.02	6,747.02	-	-	-	-	-	-	-
JOEY BAYLON	02011011012023-12-06802	29-Dec-23	998.00	998.00	998.00	-	-	-	-	-	-	-
JOEY BAYLON	02011011012023-12-06802	29-Dec-23	12,617.75	12,617.75	12,617.75	-	-	-	-	-	-	-
JOEY BAYLON	0201101101202312-06274	13-Dec-23	42,431.00	42,431.00	42,431.00	-	-	-	-	-	-	-
John Macasio	0201102101202311-05716	22-Nov-23	33,000.00	33,000.00	33,000.00	-	-	-	-	-	-	-
John Macasio	0201102101202312-06935	29-Dec-23	66,000.00	66,000.00	66,000.00	-	-	-	-	-	-	-
JOMER V PASOL	0201101101202312-06369	15-Dec-23	2,000.00	2,000.00	2,000.00	-	-	-	-	-	-	-
JOSE LACSON	0201101101202312-06643	27-Dec-23	5,172.41	5,172.41	5,172.41	-	-	-	-	-	-	-
JOSHUA A. CASTILLO	0201102101202311-05364	08-Nov-23	1,824.91	1,824.91	1,824.91	-	-	-	-	-	-	-

AGING OF UNPAID OBLIGATIONS
As at December 31, 2023

Department : Department of Labor and Employment (DOLE)
 Agency : Technical Education and Skills Development Authority
 Operating Unit : Central Office
 Organization Code (UACS) : 16 009 0100000
 Fund Cluster : 01 - Regular Agency Fund

Name of Creditors	Obligation Request and Status			AGING OF UNPAID OBLIGATIONS								Remarks	
	Number	Date	Amount	Amount	90 days & below	91 to 180 days	181 to 270 days	271 to 365/366 days	More than 1 year but less	More than 2 years			
				5=(6+7+8+9+10+11)	6	7	8	9	10	11	12		
JOSHUA ANGELO DE LA CRUZ	02011021012023-12-06606	21-Dec-23	13,582.43	13,582.43	13,582.43	-	-	-	-	-	-	-	-
JOSHUA ANGELO DE LA CRUZ	02011021012023-12-06055	06-Dec-23	13,926.59	13,926.59	13,926.59	-	-	-	-	-	-	-	-
JOSHUA ANGELO DELA CRUZ	02011011012023-12-06852	29-Dec-23	11,129.60	11,129.60	11,129.60	-	-	-	-	-	-	-	-
JOSUA BAWAR	02011011012023-12-06921	29-Dec-23	39,517.81	39,517.81	39,517.81	-	-	-	-	-	-	-	-
JOTHAM HERNANDEZ	02011011012023-12-06818	29-Dec-23	16,367.20	16,367.20	16,367.20	-	-	-	-	-	-	-	-
JOYCE ELIZABETH R. MENESES	0201101101202312-06541	19-Dec-23	4,520.81	4,520.81	4,520.81	-	-	-	-	-	-	-	-
JOYCE P CASAS	02011011012023-12-06769	29-Dec-23	16,295.00	16,295.00	16,295.00	-	-	-	-	-	-	-	-
JT Office Supplies and Equipment Trading	02011011012023-05-01861	12-May-23	5,400.00	5,400.00	-	-	5,400.00	-	-	-	-	-	-
JTPP Office & School Supplies Trading	02011011012023-12-05956	01-Dec-23	9,800.00	9,800.00	9,800.00	-	-	-	-	-	-	-	-
JTPP Office & School Supplies Trading	02011011012023-12-05991	04-Dec-23	40,300.00	40,300.00	40,300.00	-	-	-	-	-	-	-	-
JTPP Office & School Supplies Trading	02011011012023-12-06103	06-Dec-23	6,436.00	6,436.00	6,436.00	-	-	-	-	-	-	-	-
JTPP Office & School Supplies Trading	02011011012023-12-06925	29-Dec-23	25,000.00	25,000.00	25,000.00	-	-	-	-	-	-	-	-
JTPP Office & School Supplies Trading	02011011012023-12-06927	29-Dec-23	20,900.00	20,900.00	20,900.00	-	-	-	-	-	-	-	-
JTPP Office & School Supplies Trading	0201101101202311-05501	13-Nov-23	32,400.00	32,400.00	32,400.00	-	-	-	-	-	-	-	-
JTPP Office & School Supplies Trading	0201101101202312-06073	06-Dec-23	23,520.00	23,520.00	23,520.00	-	-	-	-	-	-	-	-
JULIET O. OROZCO	02011011012023-12-06900	29-Dec-23	11,300.00	11,300.00	11,300.00	-	-	-	-	-	-	-	-
JUNE OLIVEROS II	02011011012023-12-06782	29-Dec-23	15,232.00	15,232.00	15,232.00	-	-	-	-	-	-	-	-
Kaizen Diversified Products Co.	02011011012023-08-03635	10-Aug-23	678,850.00	678,850.00	-	678,850.00	-	-	-	-	-	-	-
KAREN ANN F. PACPACO	02011011012023-12-06697	29-Dec-23	2,000.00	2,000.00	2,000.00	-	-	-	-	-	-	-	-
KATHERINE AMOR ZAESADIAS	02011011012023-12-06883	29-Dec-23	5,396.00	5,396.00	5,396.00	-	-	-	-	-	-	-	-
KATHLEEN JOY NERNARDEZ	02011011012023-12-06920	29-Dec-23	23,605.09	23,605.09	23,605.09	-	-	-	-	-	-	-	-
King of Kings, Trading (Batan, Dakila)	02011011012023-10-04753	05-Oct-23	8,388.00	8,388.00	8,388.00	-	-	-	-	-	-	-	-
KRISTINE ANNE DE VENEZIA	02011021012023-12-06555	20-Dec-23	16,437.52	16,437.52	16,437.52	-	-	-	-	-	-	-	-
KRISTINE ANNE DE VENEZIA	02011011012023-12-06834	29-Dec-23	8,310.68	8,310.68	8,310.68	-	-	-	-	-	-	-	-
KRISTINE ANNE DE VENEZIA	02011021012023-12-06056	06-Dec-23	16,465.27	16,465.27	16,465.27	-	-	-	-	-	-	-	-
LAIRAH MANGORANGCA	02011011012023-12-06843	29-Dec-23	10,282.16	10,282.16	10,282.16	-	-	-	-	-	-	-	-
Lakan Non-Specialized Wholesale Trading	02011011012023-11-05503	13-Nov-23	6,500.00	6,500.00	6,500.00	-	-	-	-	-	-	-	-
Lakan Non-Specialized Wholesale Trading	02011011012023-12-06076	06-Dec-23	79,000.00	79,000.00	79,000.00	-	-	-	-	-	-	-	-
LAKAN NON-SPECIALIZED WHOLESale TRADING	02011011012023-12-06535	19-Dec-23	217,000.00	217,000.00	217,000.00	-	-	-	-	-	-	-	-
LAKAN NON-SPECIALIZED WHOLESale TRADING	02011021012023-12-06531	19-Dec-23	269,740.00	269,740.00	269,740.00	-	-	-	-	-	-	-	-
LBC EXPRESS INC.	0201101101202312-06446	18-Dec-23	3,905.00	3,905.00	3,905.00	-	-	-	-	-	-	-	-
LBP-FTI	02011021012023-12-06578	21-Dec-23	854,000.00	854,000.00	854,000.00	-	-	-	-	-	-	-	-
LORENZO EMANUEL GUILLERMO	02011011012023-12-06762	29-Dec-23	4,551.51	4,551.51	4,551.51	-	-	-	-	-	-	-	-
LORENZO EMANUEL GUILLERMO	02011011012023-12-06169	11-Dec-23	11,300.00	11,300.00	11,300.00	-	-	-	-	-	-	-	-
LOURDES P. JUSA	0201101101202312-06225	15-Dec-23	149,425.29	149,425.29	149,425.29	-	-	-	-	-	-	-	-
LUISITA DELA CRUZ	0201101101202312-06235	12-Dec-23	34,482.76	34,482.76	34,482.76	-	-	-	-	-	-	-	-
LUISITA DELA CRUZ	02011011012023-12-06691	29-Dec-23	39,474.00	39,474.00	39,474.00	-	-	-	-	-	-	-	-
Lunarchem Trading	02011011012023-11-05319	06-Nov-23	2,320.00	2,320.00	2,320.00	-	-	-	-	-	-	-	-
Luv' Doer Construction & General Merchandise	0201101101202305-01946	18-May-23	9,994.00	9,994.00	-	-	9,994.00	-	-	-	-	-	-
Luvitus Consumer Goods Trading	02011011012023-12-05997	04-Dec-23	22,423.00	22,423.00	22,423.00	-	-	-	-	-	-	-	-
LUXENBERG MARKETING INC	02011011012023-12-06731	29-Dec-23	83,990.00	83,990.00	83,990.00	-	-	-	-	-	-	-	-
LUZVIMINDA RUBI	02011011012023-12-06931	29-Dec-23	25,000.00	25,000.00	25,000.00	-	-	-	-	-	-	-	-
LYZZETTE ANTHONY CORBITO	02011011012023-12-06839	29-Dec-23	5,343.54	5,343.54	5,343.54	-	-	-	-	-	-	-	-
LYZZETTE ANTHONY CORBITO	02011021012023-12-06045	06-Dec-23	7,976.35	7,976.35	7,976.35	-	-	-	-	-	-	-	-
MA GRACIA DELA RAMA	02011011012023-12-06820	29-Dec-23	750.00	750.00	750.00	-	-	-	-	-	-	-	-
MA. BERNADETTE O. REFUERZO	02011011012023-12-06469	18-Dec-23	150.00	150.00	150.00	-	-	-	-	-	-	-	-

AGING OF UNPAID OBLIGATIONS
As at December 31, 2023

Department : Department of Labor and Employment (DOLE)
 Agency : Technical Education and Skills Development Authority
 Operating Unit : Central Office
 Organization Code (UACS) : 16 009 0100000
 Fund Cluster : 01 - Regular Agency Fund

Name of Creditors	Obligation Request and Status			AGING OF UNPAID OBLIGATIONS							Remarks
	Number	Date	Amount	Amount	90 days & below	91 to 180 days	181 to 270 days	271 to 365/366 days	More than 1 year but less	More than 2 years	
				5=(6+7+8+9+10+11)	6	7	8	9	10	11	
1	2	3	4	5=(6+7+8+9+10+11)	6	7	8	9	10	11	12
MA. BERNADETTE O. RUFUERZO	0201101101202312-06486	18-Dec-23	860.75	860.75	860.75	-	-	-	-	-	-
MA. CAMILA FRANCIA R. MENESES	0201101101202311-05889	30-Nov-23	19,052.24	19,052.24	19,052.24	-	-	-	-	-	-
Ma. Christina Aquino	0201101101202312-06234	12-Dec-23	62,218.39	62,218.39	62,218.39	-	-	-	-	-	-
MA. FLORDELIZA C. LEONG	0201101101202312-06245	12-Dec-23	5,747.13	5,747.13	5,747.13	-	-	-	-	-	-
MA. FLORDELIZA C. LEONG	0201101101202312-06282	13-Dec-23	5,747.13	5,747.13	5,747.13	-	-	-	-	-	-
MA. LINDA A. ANDRADE	0201101101202312-06180	11-Dec-23	1,999.00	1,999.00	1,999.00	-	-	-	-	-	-
MA. LINDA A. ANDRADE	0201101101202312-06179	11-Dec-23	3,159.20	3,159.20	3,159.20	-	-	-	-	-	-
MA. LINDA A. ANDRADE	0201101101202312-06181	07-Dec-23	1,999.00	1,999.00	1,999.00	-	-	-	-	-	-
MA. MAGDALENA P. BUTAD	02011011012023-12-06783	29-Dec-23	3,780.00	3,780.00	3,780.00	-	-	-	-	-	-
MA. STEPHANIE P. GUMAYAN	0201101101202312-06460	18-Dec-23	8,503.90	8,503.90	8,503.90	-	-	-	-	-	-
MA. STEPHANIE P. GUMAYAN	0201101101202312-06459	18-Dec-23	843.02	843.02	843.02	-	-	-	-	-	-
MA. THERESA H BERONGOY	02011011012023-12-06840	29-Dec-23	7,027.74	7,027.74	7,027.74	-	-	-	-	-	-
MA. VICTORIA A. JUCAR	02011011012023-12-06779	29-Dec-23	4,980.00	4,980.00	4,980.00	-	-	-	-	-	-
MAGNUS EVENTUS INC	02011011012023-12-06382	15-Dec-23	516,776.92	516,776.92	516,776.92	-	-	-	-	-	-
MAITLINK SYSTEM INC	02011011012023-12-06732	29-Dec-23	34,000.00	34,000.00	34,000.00	-	-	-	-	-	-
MAITLINK SYSTEM INC	02011011012023-12-06734	29-Dec-23	7,380.00	7,380.00	7,380.00	-	-	-	-	-	-
MANDALAY TOURIST HOTEL INC	0201101101202311-05641	17-Nov-23	598,500.00	598,500.00	598,500.00	-	-	-	-	-	-
MANDALAY TOURIST HOTEL INC	02011011012023-12-05915	01-Dec-23	1,255,700.00	1,255,700.00	1,255,700.00	-	-	-	-	-	-
MANILA ELECTRIC COMPANY	02011011012023-12-06866	29-Dec-23	331,006.67	331,006.67	331,006.67	-	-	-	-	-	-
MANILA ELECTRIC COMPANY	02011011012023-12-06867	29-Dec-23	140,026.47	140,026.47	140,026.47	-	-	-	-	-	-
MANILA ELECTRIC COMPANY	02011011012023-12-06868	29-Dec-23	440,923.06	440,923.06	440,923.06	-	-	-	-	-	-
MANILA ELECTRIC COMPANY	02011011012023-12-06869	29-Dec-23	615,414.83	615,414.83	615,414.83	-	-	-	-	-	-
MANILA ELECTRIC COMPANY	02011011012023-12-06889	29-Dec-23	191,726.40	191,726.40	191,726.40	-	-	-	-	-	-
MANILA ELECTRIC COMPANY	02011011012023-12-06690	29-Dec-23	14,460.57	14,460.57	14,460.57	-	-	-	-	-	-
MARCELA CALUSCOSIN	0201101101202312-06224	12-Dec-23	11,494.25	11,494.25	11,494.25	-	-	-	-	-	-
MARIA ALMA FACTO	0201101101202312-06239	12-Dec-23	155,172.41	155,172.41	155,172.41	-	-	-	-	-	-
MARIA CARMINA S. DE GUZMAN	0201101101202312-06349	15-Dec-23	501.00	501.00	501.00	-	-	-	-	-	-
MARIA CECILIA SOFIA P. BALDOS	0201101101202311-05862	29-Nov-23	2,298.85	2,298.85	2,298.85	-	-	-	-	-	-
MARIA GRACIA DELA RAMA	02011011012023-12-06899	29-Dec-23	1,980.00	1,980.00	1,980.00	-	-	-	-	-	-
MARICON M. ALVAREZ	0201101101202311-05867	29-Nov-23	2,298.85	2,298.85	2,298.85	-	-	-	-	-	-
MARJORIE G. MENDENILLA	0201101101202312-06229	12-Dec-23	34,482.46	34,482.46	34,482.46	-	-	-	-	-	-
MARJORIE MENDENILLA	02011011012023-12-06229	12-Dec-23	34,482.78	34,482.78	34,482.78	-	-	-	-	-	-
MARY ANNE SAGAO	02011011012023-12-06043	06-Dec-23	11,045.43	11,045.43	11,045.43	-	-	-	-	-	-
MARY ANNE SAGAO	02011011012023-12-06553	19-Dec-23	12,272.70	12,272.70	12,272.70	-	-	-	-	-	-
MARYCEL ENGRACIA	0201101101202312-06232	12-Dec-23	114,942.53	114,942.53	114,942.53	-	-	-	-	-	-
MEDIA METER	02011011012023-02-00374	17-Feb-23	40,000.00	40,000.00	-	-	-	40,000.00	-	-	-
MERCEDES E. JAVIER	0201101101202311-05427	09-Nov-23	1,500.00	1,500.00	1,500.00	-	-	-	-	-	-
MERCY M. MENINGUITO	0201101101202312-06485	18-Dec-23	5,200.00	5,200.00	5,200.00	-	-	-	-	-	-
MICHAEL EDIONE N. GAYONA	0201101101202312-06445	18-Dec-23	21,616.34	21,616.34	21,616.34	-	-	-	-	-	-
MICHELLE COSTUMBRADO	02011011012023-12-06842	29-Dec-23	12,768.34	12,768.34	12,768.34	-	-	-	-	-	-
MICHELLE COSTUMBRADO	02011021012023-12-06047	06-Dec-23	13,760.95	13,760.95	13,760.95	-	-	-	-	-	-
MICHELLE COSTUMBRADO	02011021012023-12-06545	19-Dec-23	16,173.53	16,173.53	16,173.53	-	-	-	-	-	-
MIGUELITO RELENTE	0201101101202312-06227	12-Dec-23	149,425.29	149,425.29	149,425.29	-	-	-	-	-	-
MIGUELITO RELENTE	0201101101202312-06645	27-Dec-23	31,655.52	31,655.52	31,655.52	-	-	-	-	-	-
MR. JAEWE T. PIANSAY	02011011012023-12-06693	29-Dec-23	2,000.00	2,000.00	2,000.00	-	-	-	-	-	-
MS. GLORIA BAKEN W. SIY	02011011012023-12-06692	29-Dec-23	2,000.00	2,000.00	2,000.00	-	-	-	-	-	-

AGING OF UNPAID OBLIGATIONS
As at December 31, 2023

Department : Department of Labor and Employment (DOLE)
 Agency : Technical Education and Skills Development Authority
 Operating Unit : Central Office
 Organization Code (UACS) : 16 009 0100000
 Fund Cluster : 01 - Regular Agency Fund

Name of Creditors	Obligation Request and Status			AGING OF UNPAID OBLIGATIONS							Remarks	
	Number	Date	Amount	Amount	90 days & below	91 to 180 days	181 to 270 days	271 to 365/366 days	More than 1 year but less	More than 2 years		
				5=(6+7+8+9+10+11)	6	7	8	9	10	11		
1	2	3	4								12	
MYLA CORULLO	02011011012023-12-06777	29-Dec-23	28,634.05	28,634.05	28,634.05	-	-	-	-	-	-	
NASUDI NAMNAMA O. GAUDANA	0201101101202312-06307	14-Dec-23	1,442.00	1,442.00	1,442.00	-	-	-	-	-	-	
NEIL JASPER LARITA	02011011012023-12-06855	29-Dec-23	7,057.93	7,057.93	7,057.93	-	-	-	-	-	-	
NEILSTEPHEN LOPEZ	0201101101202311-05876	29-Nov-23	2,298.85	2,298.85	2,298.85	-	-	-	-	-	-	
NEPHILA WEB TECHNOLOGY INC.	0201101101202307-02846	05-Jul-23	132,652.80	132,652.80	-	132,652.80	-	-	-	-	-	
NICHOLE LLOBRERA	02011011012023-12-06774	29-Dec-23	753.00	753.00	753.00	-	-	-	-	-	-	
NIEZZA SORIANO	0201101101202312-06334	15-Dec-23	1,753.12	1,753.12	1,753.12	-	-	-	-	-	-	
NOEL CUEVAS	02011011012023-12-06784	29-Dec-23	3,750.24	3,750.24	3,750.24	-	-	-	-	-	-	
NOEL CUEVAS	02011011012023-12-06890	29-Dec-23	2,000.00	2,000.00	2,000.00	-	-	-	-	-	-	
OTUS COPY SYSTEM INC.	0201101101202302-00260	08-Feb-23	36,636.78	36,636.78	-	-	-	36,636.78	-	-	-	
OTUS COPY SYSTEM INC.	0201101101202302-00260	08-Feb-23	341.31	341.31	-	-	-	341.31	-	-	-	
OTUS COPY SYSTEM INC.	0201011012023-02-00260	08-Feb-23	3,042.96	3,042.96	-	-	-	3,042.96	-	-	-	
OTUS COPY SYSTEM INC.	02011011012023-02-00260	08-Feb-23	1,111.35	1,111.35	-	-	-	1,111.35	-	-	-	
OTUS COPY SYSTEM INC.	0201011012023-02-00260	08-Feb-23	493.83	493.83	-	-	-	493.83	-	-	-	
OTUS COPY SYSTEM INC.	02011011012023-02-00260	08-Feb-23	1,085.31	1,085.31	-	-	-	1,085.31	-	-	-	
OTUS COPY SYSTEM INC.	02011011012023-02-00260	08-Feb-23	282.72	282.72	-	-	-	282.72	-	-	-	
OTUS COPY SYSTEM INC.	02011011012023-02-00260	08-Feb-23	2,208.75	2,208.75	-	-	-	2,208.75	-	-	-	
OTUS COPY SYSTEM INC.	02011011012023-02-00260	08-Feb-23	4,012.02	4,012.02	-	-	-	4,012.02	-	-	-	
OTUS COPY SYSTEM INC.	0201101101202302-00260	08-Feb-23	17,019.13	17,019.13	-	-	-	17,019.13	-	-	-	
OTUS COPY SYSTEM INC.	02011011012023-02-00260	08-Feb-23	1,501.02	1,501.02	-	-	-	1,501.02	-	-	-	
OTUS COPY SYSTEM INC.	02011011012023-02-00260	08-Feb-23	432.45	432.45	-	-	-	432.45	-	-	-	
OTUS COPY SYSTEM INC.	02011011012023-02-00260	08-Feb-23	1,605.18	1,605.18	-	-	-	1,605.18	-	-	-	
OTUS COPY SYSTEM INC.	02011011012023-02-00260	08-Feb-23	2,493.33	2,493.33	-	-	-	2,493.33	-	-	-	
OTUS COPY SYSTEM INC.	02011011012023-02-00260	08-Feb-23	1,803.27	1,803.27	-	-	-	1,803.27	-	-	-	
OTUS COPY SYSTEM INC.	02011011012023-02-00260	08-Feb-23	3,348.00	3,348.00	-	-	-	3,348.00	-	-	-	
OTUS COPY SYSTEM INC.	02011011012023-02-00260	08-Aug-23	2,674.68	2,674.68	-	2,674.68	-	-	-	-	-	
OTUS COPY SYSTEM INC.	02011011012023-02-00260	08-Feb-23	2,140.86	2,140.86	-	-	-	2,140.86	-	-	-	
OTUS COPY SYSTEM INC.	02011011012023-02-00260	08-Feb-23	2,166.90	2,166.90	-	-	-	2,166.90	-	-	-	
OTUS COPY SYSTEM INC.	02011011012023-02-00260	08-Feb-23	1,159.71	1,159.71	-	-	-	1,159.71	-	-	-	
OTUS COPY SYSTEM INC.	02011011012023-02-00260	08-Feb-23	1,812.57	1,812.57	-	-	-	1,812.57	-	-	-	
OTUS COPY SYSTEM INC.	02011011012023-02-00260	08-Feb-23	896.52	896.52	-	-	-	896.52	-	-	-	
OTUS COPY SYSTEM INC.	02011011012023-02-00260	08-Feb-23	2,054.37	2,054.37	-	-	-	2,054.37	-	-	-	
OTUS COPY SYSTEM INC.	02011011012023-02-00260	08-Feb-23	171.12	171.12	-	-	-	171.12	-	-	-	
OTUS COPY SYSTEM INC.	0201101101202302-00260	08-Feb-23	800.73	800.73	-	-	-	800.73	-	-	-	
OTUS COPY SYSTEM INC.	0201101101202302-00260	08-Feb-23	1,011.84	1,011.84	-	-	-	1,011.84	-	-	-	
OTUS COPY SYSTEM INC.	0201101101202302-00260	08-Feb-23	1,418.25	1,418.25	-	-	-	1,418.25	-	-	-	
OTUS COPY SYSTEM INC.	0201101101202302-00260	08-Feb-23	365.49	365.49	-	-	-	365.49	-	-	-	
OTUS COPY SYSTEM INC.	0201101101202302-00260	08-Feb-23	7,190.76	7,190.76	-	-	-	7,190.76	-	-	-	
Pelago Appliances Trading	02011011012023-09-03440	31-Jul-23	82,530.00	82,530.00	-	82,530.00	-	-	-	-	-	
Pelago Appliances Trading	02011011012023-10-05140	23-Oct-23	412,887.00	412,887.00	412,887.00	-	-	-	-	-	-	
Pelago Appliances Trading	02011011012023-10-05263	26-Oct-23	6,999.00	6,999.00	6,999.00	-	-	-	-	-	-	
Perry A Trading Corp.	02011011012023-11-05803	24-Nov-23	18,866.64	18,866.64	18,866.64	-	-	-	-	-	-	
PETER NEGRIDO	02011011202312-06237	12-Dec-23	11,494.26	11,494.26	11,494.26	-	-	-	-	-	-	
PETRON CORPORATION	0201101101202303-01029	23-Mar-23	306,121.23	306,121.23	-	-	-	306,121.23	-	-	-	
PLANTATION SPORTS INC	02011011012023-12-06730	29-Dec-23	27,584.00	27,584.00	27,584.00	-	-	-	-	-	-	
PLDT	0201101101202312-06646	27-Dec-23	5,040.00	5,040.00	5,040.00	-	-	-	-	-	-	

AGING OF UNPAID OBLIGATIONS
As at December 31, 2023

Department : Department of Labor and Employment (DOLE)
 Agency : Technical Education and Skills Development Authority
 Operating Unit : Central Office
 Organization Code (UACS) : 16 009 0100000
 Fund Cluster : 01 - Regular Agency Fund

Name of Creditors	Obligation Request and Status			AGING OF UNPAID OBLIGATIONS							Remarks	
	Number	Date	Amount	Amount	90 days & below	91 to 180 days	181 to 270 days	271 to 365/366 days	More than 1 year but less	More than 2 years		
				5=(6+7+8+9+10+11)	6	7	8	9	10	11		
1	2	3	4								12	
PLDT	0201101101202312-06647	27-Dec-23	9,562.00	9,562.00	9,562.00	-	-	-	-	-	-	
PLDT	0201101101202312-06648	27-Dec-23	9,534.00	9,534.00	9,534.00	-	-	-	-	-	-	
PLDT	0201101101202312-06649	27-Dec-23	1,410.15	1,410.15	1,410.15	-	-	-	-	-	-	
PLDT	0201101101202312-06505	19-Dec-23	2,280.85	2,280.85	2,280.85	-	-	-	-	-	-	
PLDT	0201101101202312-06361	15-Dec-23	1,410.15	1,410.15	1,410.15	-	-	-	-	-	-	
PLDT	0201101101202312-06401	18-Dec-23	1,958.75	1,958.75	1,958.75	-	-	-	-	-	-	
PLDT	0201101101202312-06534	19-Dec-23	1,410.15	1,410.15	1,410.15	-	-	-	-	-	-	
PLDT	0201101101202312-06571	21-Dec-23	3,158.92	3,158.92	3,158.92	-	-	-	-	-	-	
PLDT	0201101101202312-06293	13-Dec-23	1,410.15	1,410.15	1,410.15	-	-	-	-	-	-	
PLDT	0201101101202312-06365	15-Dec-23	2,031.35	2,031.35	2,031.35	-	-	-	-	-	-	
PLDT	0201101101202312-06294	14-Dec-23	1,462.34	1,462.34	1,462.34	-	-	-	-	-	-	
PLDT	0201101101202312-06413	18-Dec-23	1,622.32	1,622.32	1,622.32	-	-	-	-	-	-	
PLDT	0201101101202312-06451	18-Dec-23	2,291.63	2,291.63	2,291.63	-	-	-	-	-	-	
PLDT	0201101101202312-06576	21-Dec-23	2,115.35	2,115.35	2,115.35	-	-	-	-	-	-	
PLDT	0201101101202312-06298	14-Dec-23	3,164.10	3,164.10	3,164.10	-	-	-	-	-	-	
PLDT	02011011012023-12-06736	29-Dec-23	1,666.02	1,666.02	1,666.02	-	-	-	-	-	-	
PLDT	02011011012023-12-06737	29-Dec-23	2,129.35	2,129.35	2,129.35	-	-	-	-	-	-	
PLDT	02011011012023-12-06738	29-Dec-23	2,157.35	2,157.35	2,157.35	-	-	-	-	-	-	
PLDT	02011011012023-12-06739	29-Dec-23	2,171.35	2,171.35	2,171.35	-	-	-	-	-	-	
PLDT	02011011012023-12-06740	29-Dec-23	1,468.32	1,468.32	1,468.32	-	-	-	-	-	-	
PLDT	02011011012023-12-06746	29-Dec-23	1,732.15	1,732.15	1,732.15	-	-	-	-	-	-	
PLDT	02011011012023-12-06801	29-Dec-23	114,800.00	114,800.00	114,800.00	-	-	-	-	-	-	
PLDT	02011011012023-12-06803	29-Dec-23	86,666.68	86,666.68	86,666.68	-	-	-	-	-	-	
PLDT	02011011012023-12-06885	29-Dec-23	4,480.00	4,480.00	4,480.00	-	-	-	-	-	-	
PLDT	02011011012023-12-06886	29-Dec-23	2,324.13	2,324.13	2,324.13	-	-	-	-	-	-	
PROCUREMENT SERVICE	0201102101202312-06393	18-Dec-23	123,913.74	123,913.74	123,913.74	-	-	-	-	-	-	
PROCUREMENT SERVICE	02011011012023-12-06067	06-Dec-23	10,775.91	10,775.91	10,775.91	-	-	-	-	-	-	
PROCUREMENT SERVICE	02011021012023-12-06067-A	06-Dec-23	40,437.90	40,437.90	40,437.90	-	-	-	-	-	-	
PROCUREMENT SERVICE	0201101101202312-06377	15-Dec-23	70,551.29	70,551.29	70,551.29	-	-	-	-	-	-	
PROCUREMENT SERVICE	0201101101202311-05337	07-Nov-23	207,856.13	207,856.13	207,856.13	-	-	-	-	-	-	
Quadstar Systems OPC	02011011012023-10-05196	25-Oct-23	122,915.00	122,915.00	122,915.00	-	-	-	-	-	-	
Quadstar Systems OPC	02011011012023-12-05993	18-Dec-23	151,000.00	151,000.00	151,000.00	-	-	-	-	-	-	
RAMON BONG BAUTISTA	02011011012023-12-06859	29-Dec-23	15,230.44	15,230.44	15,230.44	-	-	-	-	-	-	
REA M. DALUMPINES	02011011012023-12-06924	29-Dec-23	180,187.88	180,187.88	180,187.88	-	-	-	-	-	-	
REDILYN AGUB	02011011012023-12-06755	29-Dec-23	1,999.00	1,999.00	1,999.00	-	-	-	-	-	-	
REDILYN AGUB	02011011012023-12-06764	29-Dec-23	1,999.00	1,999.00	1,999.00	-	-	-	-	-	-	
REDILYN AGUB	02011011012023-12-06804	29-Dec-23	50,286.28	50,286.28	50,286.28	-	-	-	-	-	-	
RENALDO DELA CRUZ JR	02011011012023-12-06765	29-Dec-23	2,000.00	2,000.00	2,000.00	-	-	-	-	-	-	
RENE M. COLOCAR	0201101101202312-06644	27-Dec-23	5,172.41	5,172.41	5,172.41	-	-	-	-	-	-	
RENE REYES	02011021012023-12-06083	06-Dec-23	8,666.73	8,666.73	8,666.73	-	-	-	-	-	-	
RENE REYES	02011021012023-12-06604	21-Dec-23	9,458.11	9,458.11	9,458.11	-	-	-	-	-	-	
Rex Yape Jr Enterprises	02011011012023-12-06071	06-Dec-23	38,025.00	38,025.00	38,025.00	-	-	-	-	-	-	
Rex Yape Jr Enterprises	02011011012023-11-05770	23-Nov-23	38,025.00	38,025.00	38,025.00	-	-	-	-	-	-	
RICHARD C. DE LEON	0201101101202312-06240	12-Dec-23	114,942.53	114,942.53	114,942.53	-	-	-	-	-	-	
RICHARD G. PENAFLO	0201101101202312-06484	18-Dec-23	27,200.00	27,200.00	27,200.00	-	-	-	-	-	-	
Roey Trading	02011011012023-11-05892	30-Nov-23	44,880.00	44,880.00	44,880.00	-	-	-	-	-	-	

AGING OF UNPAID OBLIGATIONS
As at December 31, 2023

Department : Department of Labor and Employment (DOLE)
 Agency : Technical Education and Skills Development Authority
 Operating Unit : Central Office
 Organization Code (UACS) : 16 009 0100000
 Fund Cluster : 01 - Regular Agency Fund

Name of Creditors	Obligation Request and Status			AGING OF UNPAID OBLIGATIONS							Remarks	
	Number	Date	Amount	Amount	90 days & below	91 to 180 days	181 to 270 days	271 to 365/366 days	More than 1 year but less	More than 2 years		
				5=(6+7+8+9+10+11)	6	7	8	9	10	11		12
Roev Trading	02011011012023-12-05994	04-Dec-23	242,800.00	242,800.00	242,800.00	-	-	-	-	-	-	-
ROGELIO F. LLOVIT JR	0201101101202312-06312	14-Dec-23	17,816.64	17,816.64	17,816.64	-	-	-	-	-	-	-
ROGELIO F. LLOVIT JR	0201101101202312-06341	15-Dec-23	2,100.00	2,100.00	2,100.00	-	-	-	-	-	-	-
ROGELIO F. LLOVIT JR	0201101101202312-06391	18-Dec-23	960.00	960.00	960.00	-	-	-	-	-	-	-
ROGELIO F. LLOVIT JR	02011011012023-12-05917	01-Dec-23	1,000.00	1,000.00	1,000.00	-	-	-	-	-	-	-
RONALD E. PIQUERO	0201101101202311-05863	29-Nov-23	2,298.85	2,298.85	2,298.85	-	-	-	-	-	-	-
RONALDO T. ANGELES	02011011012023-12-06696	29-Dec-23	4,000.00	4,000.00	4,000.00	-	-	-	-	-	-	-
ROSALINA CONSTANTINO	02011011012023-12-06773	29-Dec-23	3,473.89	3,473.89	3,473.89	-	-	-	-	-	-	-
ROSALINA CONSTANTINO	02011011012023-12-06911	29-Dec-23	3,727.81	3,727.81	3,727.81	-	-	-	-	-	-	-
ROSALINDA C. ALMERIA	0201101101202312-06230	12-Dec-23	28,735.63	28,735.63	28,735.63	-	-	-	-	-	-	-
ROSANNA A. URDANETA	0201101101202312-06453	18-Dec-23	5,000.00	5,000.00	5,000.00	-	-	-	-	-	-	-
ROSANNA A. URDANETA	0201101101202312-06455	18-Dec-23	4,306.21	4,306.21	4,306.21	-	-	-	-	-	-	-
ROSANNA A. URDANETA	02011011012023-12-06766	29-Dec-23	849.87	849.87	849.87	-	-	-	-	-	-	-
ROSANNA A. URDANETA	02011011012023-12-06772	29-Dec-23	3,114.31	3,114.31	3,114.31	-	-	-	-	-	-	-
ROSETTE E. GASPAS	02011021012023-12-06597	21-Dec-23	8,087.90	8,087.90	8,087.90	-	-	-	-	-	-	-
ROSETTE E. GASPAS	02011011012023-12-06907	29-Dec-23	7,020.66	7,020.66	7,020.66	-	-	-	-	-	-	-
ROSIE D. DONES	02011011012023-12-06695	29-Dec-23	4,000.00	4,000.00	4,000.00	-	-	-	-	-	-	-
ROVIN ANDREW FELICIANO	0201101101202312-06465	18-Dec-23	100,000.00	100,000.00	100,000.00	-	-	-	-	-	-	-
RRE Printing Services	02011011012023-03-00887	17-Mar-23	6,900.00	6,900.00	-	-	-	6,900.00	-	-	-	-
RYRAH MERCHANDISING	0201101101202311-05694	21-Nov-23	8,110.00	8,110.00	8,110.00	-	-	-	-	-	-	-
Ryrah Merchandising	02011011012023-10-04778	06-Oct-23	10,520.00	10,520.00	10,520.00	-	-	-	-	-	-	-
SHEILA MARIE MARCOS	02011021012023-12-06115-A	06-Dec-23	11,567.43	11,567.43	11,567.43	-	-	-	-	-	-	-
SHIELA MARIE TAON	0201101101202312-06272	13-Dec-23	2,482.00	2,482.00	2,482.00	-	-	-	-	-	-	-
SOFT BOILED EGGS INC	02011011012023-12-06909-A	29-Dec-23	1,140.00	1,140.00	1,140.00	-	-	-	-	-	-	-
SOFT BOILED EGGS INC.	0201101101202309-04524	25-Sep-23	44,592.00	44,592.00	-	44,592.00	-	-	-	-	-	-
STEPHEN CEZAR	02011011012023-12-06780	29-Dec-23	9,900.00	9,900.00	9,900.00	-	-	-	-	-	-	-
STEPHEN CEZAR	02011011012023-12-06781	29-Dec-23	9,000.00	9,000.00	9,000.00	-	-	-	-	-	-	-
STEPHEN CEZAR	02011011012023-12-06926	29-Dec-23	4,000.00	4,000.00	4,000.00	-	-	-	-	-	-	-
STEPHEN CEZAR	0201101101202311-05551	16-Nov-23	477,803.80	477,803.80	477,803.80	-	-	-	-	-	-	-
STEPHEN CEZAR	0201101101202312-06116	07-Dec-23	11,200.61	11,200.61	11,200.61	-	-	-	-	-	-	-
STEPHEN CEZAR	0101101101202312-06668	28-Dec-23	10,000.00	10,000.00	10,000.00	-	-	-	-	-	-	-
SUHARTO MANGUDADATU	02011011012023-12-06896	29-Dec-23	39,957.10	39,957.10	39,957.10	-	-	-	-	-	-	-
Suntawood Home and Office Inc.	02011011012023-12-06176	11-Dec-23	12,000.00	12,000.00	12,000.00	-	-	-	-	-	-	-
TERESA P. ANG	0201101101202312-06226	19-Dec-23	28,735.63	28,735.63	28,735.63	-	-	-	-	-	-	-
TERRATEK BUSINESS CONSULTING AND SERVICES	02011011012023-12-05998	04-Dec-23	51,000.00	51,000.00	51,000.00	-	-	-	-	-	-	-
TESDA SSP	0201101101202312-06310	14-Dec-23	5,450.00	5,450.00	5,450.00	-	-	-	-	-	-	-
TESDA SSP	0201101101202312-06400	18-Dec-23	5,000.00	5,000.00	5,000.00	-	-	-	-	-	-	-
TESDA SSP	0201101101202312-06266	13-Dec-23	3,080.00	3,080.00	3,080.00	-	-	-	-	-	-	-
TESDA SSP	0201101101202312-06408	18-Dec-23	1,980.00	1,980.00	1,980.00	-	-	-	-	-	-	-
TESDA SSP	02011011012023-12-06882	29-Dec-23	4,430.00	4,430.00	4,430.00	-	-	-	-	-	-	-
TESDA SSP	02011011012023-12-06002	04-Dec-23	6,050.00	6,050.00	6,050.00	-	-	-	-	-	-	-
TESDA SSP	02011011012023-12-06748	29-Dec-23	3,960.00	3,960.00	3,960.00	-	-	-	-	-	-	-
TESDA SSP	02011011012023-12-06910	29-Dec-23	5,000.00	5,000.00	5,000.00	-	-	-	-	-	-	-
TESDA SSP	02011011012023-12-06912	29-Dec-23	12,300.00	12,300.00	12,300.00	-	-	-	-	-	-	-
TESDA WOMEN'S CENTER (TWC) FUND 161 (SSP)	0201101101202312-06577	21-Dec-23	6,750.00	6,750.00	6,750.00	-	-	-	-	-	-	-
TESDA WOMEN'S CENTER (TWC) FUND 161 (SSP)	0201101101202312-06568	18-Dec-23	2,400.00	2,400.00	2,400.00	-	-	-	-	-	-	-

AGING OF UNPAID OBLIGATIONS
As at December 31, 2023

Department : Department of Labor and Employment (DOLE)
 Agency : Technical Education and Skills Development Authority
 Operating Unit : Central Office
 Organization Code (UACS) : 16 009 0100000
 Fund Cluster : 01 - Regular Agency Fund

Name of Creditors	Obligation Request and Status			AGING OF UNPAID OBLIGATIONS							Remarks
	Number	Date	Amount	Amount	90 days & below	91 to 180 days	181 to 270 days	271 to 365/366 days	More than 1 year but less	More than 2 years	
				5=(6+7+8+9+10+11)	6	7	8	9	10	11	
1	2	3	4	5	6	7	8	9	10	11	12
TESDA WOMEN'S CENTER (TWC) FUND 161 (SSP)	0201101101202312-06479	18-Dec-23	2,100.00	2,100.00	2,100.00	-	-	-	-	-	-
TESDA WOMEN'S CENTER (TWC) FUND 161 (SSP)	0201101101202312-06573	21-Dec-23	1,500.00	1,500.00	1,500.00	-	-	-	-	-	-
TESDA WOMEN'S CENTER (TWC) FUND 161 (SSP)	0201101101202312-06528	19-Dec-23	1,950.00	1,950.00	1,950.00	-	-	-	-	-	-
TESDA WOMEN'S CENTER (TWC) FUND 161 (SSP)	0201101101202312-06519	19-Dec-23	5,580.00	5,580.00	5,580.00	-	-	-	-	-	-
TESDA WOMEN'S CENTER (TWC) FUND 161 (SSP)	0201101101202312-06572	21-Dec-23	4,200.00	4,200.00	4,200.00	-	-	-	-	-	-
TESDA WOMEN'S CENTER (TWC) FUND 161 (SSP)	0201101101202312-05985	04-Dec-23	4,150.00	4,150.00	4,150.00	-	-	-	-	-	-
TESDA WOMEN'S CENTER (TWC) FUND 161 (SSP)	0201101101202312-06468	18-Dec-23	33,400.00	33,400.00	33,400.00	-	-	-	-	-	-
TESDA WOMEN'S CENTER (TWC) FUND 161 (SSP)	0201102101202312-06514	19-Dec-23	198,200.00	198,200.00	198,200.00	-	-	-	-	-	-
TESDA WOMEN'S CENTER (TWC) FUND 161 (SSP)	0201101101202312-06483	18-Dec-23	8,300.00	8,300.00	8,300.00	-	-	-	-	-	-
TESDA WOMEN'S CENTER (TWC) FUND 161 (SSP)	0201101101202310-04942	16-Oct-23	6,750.00	6,750.00	6,750.00	-	-	-	-	-	-
TESDA WOMEN'S CENTER (TWC) FUND 161 (SSP)	0201101101202312-06480	18-Dec-23	32,400.00	32,400.00	32,400.00	-	-	-	-	-	-
TESDA WOMEN'S CENTER (TWC) FUND 161 (SSP)	0201101101202312-06482	18-Dec-23	10,400.00	10,400.00	10,400.00	-	-	-	-	-	-
TESDA WOMEN'S CENTER (TWC) FUND 161 (SSP)	0201102101202312-06491	18-Dec-23	112,800.00	112,800.00	112,800.00	-	-	-	-	-	-
TESDA WOMEN'S CENTER (TWC) FUND 161 (SSP)	0201101101202312-06520	19-Dec-23	42,000.00	42,000.00	42,000.00	-	-	-	-	-	-
TESDA WOMEN'S CENTER (TWC) FUND 161 (SSP)	0201101101202312-06540	19-Dec-23	24,800.00	24,800.00	24,800.00	-	-	-	-	-	-
TESDA WOMEN'S CENTER (TWC) FUND 161 (SSP)	0201101101202312-06414	18-Dec-23	1,800.00	1,800.00	1,800.00	-	-	-	-	-	-
TESDA WOMEN'S CENTER (TWC) FUND 161 (SSP)	0201101101202312-06487	18-Dec-23	2,700.00	2,700.00	2,700.00	-	-	-	-	-	-
TESDA WOMEN'S CENTER (TWC) FUND 161 (SSP)	0201101101202312-06258	13-Dec-23	2,700.00	2,700.00	2,700.00	-	-	-	-	-	-
TESDA WOMEN'S CENTER (TWC) FUND 161 (SSP)	0201101101202312-06260	13-Dec-23	3,000.00	3,000.00	3,000.00	-	-	-	-	-	-
TESDA WOMEN'S CENTER (TWC) FUND 161 (SSP)	0201101101202312-06026	12-May-23	8,500.00	8,500.00	-	-	8,500.00	-	-	-	-
TESDA WOMEN'S CENTER (TWC) FUND 161 (SSP)	0201102101202310-05284	27-Oct-23	3,515.00	3,515.00	3,515.00	-	-	-	-	-	-
TESDA WOMEN'S CENTER (TWC) FUND 161 (SSP)	0201101101202312-06259	13-Dec-23	3,750.00	3,750.00	3,750.00	-	-	-	-	-	-
TESDA WOMEN'S CENTER (TWC) FUND 161 (SSP)	0201101101202312-06358	15-Dec-23	1,800.00	1,800.00	1,800.00	-	-	-	-	-	-
TESDA WOMEN'S CENTER (TWC) FUND 161 (SSP)	0201101101202312-06405	18-Dec-23	2,250.00	2,250.00	2,250.00	-	-	-	-	-	-
TESDA WOMEN'S CENTER (TWC) FUND 161 (SSP)	0201101101202312-06501	19-Dec-23	4,150.00	4,150.00	4,150.00	-	-	-	-	-	-
TESDA WOMEN'S CENTER (TWC) FUND 161 (SSP)	0201101101202312-06502	19-Dec-23	11,250.00	11,250.00	11,250.00	-	-	-	-	-	-
TESDA WOMEN'S CENTER (TWC) FUND 161 (SSP)	0201101101202312-06356	15-Dec-23	3,000.00	3,000.00	3,000.00	-	-	-	-	-	-
TESDA WOMEN'S CENTER (TWC) FUND 161 (SSP)	0201101101202312-06265	13-Dec-23	5,750.00	5,750.00	5,750.00	-	-	-	-	-	-
TESDA WOMEN'S CENTER (TWC) FUND 161 (SSP)	0201101101202310-04879	10-Nov-23	19,350.00	19,350.00	19,350.00	-	-	-	-	-	-
TESDA WOMEN'S CENTER (TWC) FUND 161 (SSP)	02011011012023-12-06414	18-Dec-23	18,000.00	18,000.00	18,000.00	-	-	-	-	-	-
TESDA WOMEN'S CENTER (TWC) FUND 161 (SSP)	02011011012023-12-06016	05-Dec-23	15,000.00	15,000.00	15,000.00	-	-	-	-	-	-
TESDA WOMEN'S CENTER (TWC) FUND 161 (SSP)	0201102101202312-06936	29-Dec-23	18,600.00	18,600.00	18,600.00	-	-	-	-	-	-
TESDA WOMEN'S CENTER (TWC) FUND 161 (SSP)	02011011012023-12-06694	29-Dec-23	10,500.00	10,500.00	10,500.00	-	-	-	-	-	-
TESDA WOMEN'S CENTER (TWC) FUND 161 (SSP)	02011011012023-12-06699	29-Dec-23	10,500.00	10,500.00	10,500.00	-	-	-	-	-	-
TESDA WOMEN'S CENTER (TWC) FUND 161 (SSP)	02011011012023-12-06699	29-Dec-23	58,500.00	58,500.00	58,500.00	-	-	-	-	-	-
TESDA WOMEN'S CENTER (TWC) FUND 161 (SSP)	02011011012023-12-06699	29-Dec-23	133,500.00	133,500.00	133,500.00	-	-	-	-	-	-
TESDA WOMEN'S CENTER (TWC) FUND 161 (SSP)	02011011012023-12-06699	29-Dec-23	52,500.00	52,500.00	52,500.00	-	-	-	-	-	-
TESDA WOMEN'S CENTER (TWC) FUND 161 (SSP)	02011011012023-12-06728	29-Dec-23	10,500.00	10,500.00	10,500.00	-	-	-	-	-	-
TESDA WOMEN'S CENTER (TWC) FUND 161 (SSP)	02011011012023-12-06742	29-Dec-23	12,000.00	12,000.00	12,000.00	-	-	-	-	-	-
TESDA WOMEN'S CENTER (TWC) FUND 161 (SSP)	02011011012023-12-06743	29-Dec-23	27,000.00	27,000.00	27,000.00	-	-	-	-	-	-
TESDA WOMEN'S CENTER (TWC) FUND 161 (SSP)	02011011012023-12-06744	29-Dec-23	24,000.00	24,000.00	24,000.00	-	-	-	-	-	-
TESDA WOMEN'S CENTER (TWC) FUND 161 (SSP)	02011011012023-12-06745	29-Dec-23	90,000.00	90,000.00	90,000.00	-	-	-	-	-	-
TESDA WOMEN'S CENTER (TWC) FUND 161 (SSP)	02011011012023-12-06747	29-Dec-23	4,150.00	4,150.00	4,150.00	-	-	-	-	-	-
TESDA WOMEN'S CENTER (TWC) FUND 161 (SSP)	02011011012023-12-06754	29-Dec-23	3,000.00	3,000.00	3,000.00	-	-	-	-	-	-
TESDA WOMEN'S CENTER (TWC) FUND 161 (SSP)	02011011012023-12-06756	29-Dec-23	20,000.00	20,000.00	20,000.00	-	-	-	-	-	-
TESDA WOMEN'S CENTER (TWC) FUND 161 (SSP)	02011011012023-12-06757	29-Dec-23	3,000.00	3,000.00	3,000.00	-	-	-	-	-	-

AGING OF UNPAID OBLIGATIONS
As at December 31, 2023

Department : Department of Labor and Employment (DOLE)
 Agency : Technical Education and Skills Development Authority
 Operating Unit : Central Office
 Organization Code (UACS) : 16 009 0100000
 Fund Cluster : 01 - Regular Agency Fund

Name of Creditors	Obligation Request and Status			AGING OF UNPAID OBLIGATIONS								Remarks
	Number	Date	Amount	Amount	90 days & below	91 to 180 days	181 to 270 days	271 to 365/366 days	More than 1 year but less	More than 2 years		
				5=(6+7+8+9+10+11)	6	7	8	9	10	11	12	
TESDA WOMEN'S CENTER (TWC) FUND 161 (SSP)	02011011012023-12-06758	29-Dec-23	6,000.00	6,000.00	6,000.00	-	-	-	-	-	-	-
TESDA WOMEN'S CENTER (TWC) FUND 161 (SSP)	02011011012023-12-06759	29-Dec-23	4,500.00	4,500.00	4,500.00	-	-	-	-	-	-	-
TESDA WOMEN'S CENTER (TWC) FUND 161 (SSP)	02011011012023-12-06761	29-Dec-23	37,500.00	37,500.00	37,500.00	-	-	-	-	-	-	-
TESDA WOMEN'S CENTER (TWC) FUND 161 (SSP)	02011011012023-12-06806	29-Dec-23	2,250.00	2,250.00	2,250.00	-	-	-	-	-	-	-
TESDA WOMEN'S CENTER (TWC) FUND 161 (SSP)	02011011012023-12-06811	29-Dec-23	13,000.00	13,000.00	13,000.00	-	-	-	-	-	-	-
TESDA WOMEN'S CENTER (TWC) FUND 161 (SSP)	02011011012023-12-06887	29-Dec-23	4,200.00	4,200.00	4,200.00	-	-	-	-	-	-	-
TESDA WOMEN'S CENTER (TWC) FUND 161 (SSP)	02011011012023-12-06928	29-Dec-23	87,750.00	87,750.00	87,750.00	-	-	-	-	-	-	-
THERESE TAN LEE	0201101101202312-06238	21-Dec-23	63,218.39	63,218.39	63,218.39	-	-	-	-	-	-	-
Thinkblink Inc.	02011011012023-05-01828	10-May-23	261,455.04	261,455.04	-	-	261,455.04	-	-	-	-	-
TITA NONI'S KITCHENETTE	02011011012023-12-06504	19-Dec-23	3,900.00	3,900.00	3,900.00	-	-	-	-	-	-	-
TITA NONI'S KITCHENETTE	0201101101202312-06524	19-Dec-23	1,800.00	1,800.00	1,800.00	-	-	-	-	-	-	-
TITA NONI'S KITCHENETTE	0201101101202312-06523	19-Dec-23	8,550.00	8,550.00	8,550.00	-	-	-	-	-	-	-
TITA NONI'S KITCHENETTE	0201101101202312-06354	15-Dec-23	1,800.00	1,800.00	1,800.00	-	-	-	-	-	-	-
TITA NONI'S KITCHENETTE	0201101101202312-06478	18-Dec-23	3,000.00	3,000.00	3,000.00	-	-	-	-	-	-	-
TITA NONI'S KITCHENETTE	02011011012023-12-06729	29-Dec-23	6,000.00	6,000.00	6,000.00	-	-	-	-	-	-	-
TITA NONI'S KITCHENETTE	02011011012023-12-06753	29-Dec-23	4,500.00	4,500.00	4,500.00	-	-	-	-	-	-	-
TITA NONI'S KITCHENETTE	02011011012023-12-06807	29-Dec-23	7,800.00	7,800.00	7,800.00	-	-	-	-	-	-	-
TITA NONI'S KITCHENETTE	02011011012023-12-06881	29-Dec-23	36,000.00	36,000.00	36,000.00	-	-	-	-	-	-	-
TRISHA MAE ESQUERRA	02011011012023-12-05976	04-Dec-23	2,290.00	2,290.00	2,290.00	-	-	-	-	-	-	-
Twenty 8 Office Supplies Tading	02011011012023-10-05142	23-Oct-23	2,036.00	2,036.00	2,036.00	-	-	-	-	-	-	-
Twenty 8 Office Supplies Tading	02011011012023-12-05999	04-Dec-23	51,000.00	51,000.00	51,000.00	-	-	-	-	-	-	-
Twenty 8 Office Supplies Tading	02011011012023-12-06449	18-Dec-23	3,150.00	3,150.00	3,150.00	-	-	-	-	-	-	-
Twenty 8 Office Supplies Tading	02011011012023-12-06527	19-Dec-23	6,277.50	6,277.50	6,277.50	-	-	-	-	-	-	-
Uly Tech Trading	02011011012023-12-06130	07-Dec-23	7,485.00	7,485.00	7,485.00	-	-	-	-	-	-	-
VANESSA M DIAZ	02011011012023-12-06898	29-Dec-23	5,500.00	5,500.00	5,500.00	-	-	-	-	-	-	-
Variance Security Agency Corporation	02011011012023-12-06688	29-Dec-23	709,661.79	709,661.79	709,661.79	-	-	-	-	-	-	-
Variance Security Agency Corporation	0201101101202302-00259	08-Feb-23	1,103,674.37	1,103,674.37	-	-	-	1,103,674.37	-	-	-	-
Variance Security Agency Corporation	0201101101202302-00259	08-Feb-23	1,103,674.37	1,103,674.37	-	-	-	1,103,674.37	-	-	-	-
Various Payees	02011011012023-12-06337	15-Dec-23	4,716.00	4,716.00	4,716.00	-	-	-	-	-	-	-
Various Payees	02011011012023-12-06767	29-Dec-23	6,800.00	6,800.00	6,800.00	-	-	-	-	-	-	-
Various Payees	02011011012023-12-06768	29-Dec-23	3,800.00	3,800.00	3,800.00	-	-	-	-	-	-	-
Various Payees	02011011012023-12-06822	29-Dec-23	33,012.15	33,012.15	33,012.15	-	-	-	-	-	-	-
Various Payees	02011011012023-12-06823	29-Dec-23	38,639.37	38,639.37	38,639.37	-	-	-	-	-	-	-
Various Payees	02011011012023-12-06824	29-Dec-23	92,570.45	92,570.45	92,570.45	-	-	-	-	-	-	-
Various Payees	02011011012023-12-06825	29-Dec-23	46,269.72	46,269.72	46,269.72	-	-	-	-	-	-	-
Various Payees	02011011012023-12-06826	29-Dec-23	30,728.12	30,728.12	30,728.12	-	-	-	-	-	-	-
Various Payees	02011011012023-12-06827	29-Dec-23	18,028.42	18,028.42	18,028.42	-	-	-	-	-	-	-
Various Payees	02011011012023-12-06828	29-Dec-23	25,625.07	25,625.07	25,625.07	-	-	-	-	-	-	-
Various Payees	02011011012023-12-06829	29-Dec-23	26,891.42	26,891.42	26,891.42	-	-	-	-	-	-	-
Various Payees	02011011012023-12-06830	29-Dec-23	36,733.87	36,733.87	36,733.87	-	-	-	-	-	-	-
Various Payees	02011011012023-12-06831	29-Dec-23	21,346.33	21,346.33	21,346.33	-	-	-	-	-	-	-
Various Payees	02011011012023-12-06832	29-Dec-23	5,136.96	5,136.96	5,136.96	-	-	-	-	-	-	-
Various Payees	02011011012023-12-06833	29-Dec-23	17,402.08	17,402.08	17,402.08	-	-	-	-	-	-	-
Various Payees	02011011012023-12-06835	29-Dec-23	9,818.16	9,818.16	9,818.16	-	-	-	-	-	-	-
Various Payees	02011011012023-12-06844	29-Dec-23	19,831.96	19,831.96	19,831.96	-	-	-	-	-	-	-
Various Payees	02011011012023-12-06845	29-Dec-23	4,931.42	4,931.42	4,931.42	-	-	-	-	-	-	-

AGING OF UNPAID OBLIGATIONS
As at December 31, 2023

Department : Department of Labor and Employment (DOLE)
 Agency : Technical Education and Skills Development Authority
 Operating Unit : Central Office
 Organization Code (UACS) : 16 009 0100000
 Fund Cluster : 01 - Regular Agency Fund

Name of Creditors	Obligation Request and Status			AGING OF UNPAID OBLIGATIONS								Remarks
	Number	Date	Amount	Amount	90 days & below	91 to 180 days	181 to 270 days	271 to 365/366 days	More than 1 year but less	More than 2 years		
				5=(6+7+8+9+10+11)	6	7	8	9	10	11		
1	2	3	4	5	6	7	8	9	10	11	12	
Various Payees	02011011012023-12-06846	29-Dec-23	187,879.80	187,879.80	187,879.80	-	-	-	-	-	-	
Various Payees	02011011012023-12-06847	29-Dec-23	23,272.02	23,272.02	23,272.02	-	-	-	-	-	-	
Various Payees	02011011012023-12-06848	29-Dec-23	68,276.68	68,276.68	68,276.68	-	-	-	-	-	-	
Various Payees	02011011012023-12-06849	29-Dec-23	51,338.44	51,338.44	51,338.44	-	-	-	-	-	-	
Various Payees	02011011012023-12-06850	29-Dec-23	69,213.17	69,213.17	69,213.17	-	-	-	-	-	-	
Various Payees	02011011012023-12-06856	29-Dec-23	26,758.43	26,758.43	26,758.43	-	-	-	-	-	-	
Various Payees	02011011012023-12-06857	29-Dec-23	23,738.21	23,738.21	23,738.21	-	-	-	-	-	-	
Various Payees	02011011012023-12-06858	29-Dec-23	25,705.40	25,705.40	25,705.40	-	-	-	-	-	-	
Various Payees	02011011012023-12-06860	29-Dec-23	35,581.90	35,581.90	35,581.90	-	-	-	-	-	-	
Various Payees	02011011012023-12-06861	29-Dec-23	52,888.59	52,888.59	52,888.59	-	-	-	-	-	-	
Various Payees	02011011012023-12-06877	29-Dec-23	22,928.11	22,928.11	22,928.11	-	-	-	-	-	-	
Various Payees	02011011012023-12-06878	29-Dec-23	137,541.97	137,541.97	137,541.97	-	-	-	-	-	-	
Various Payees	02011011012023-12-06879	29-Dec-23	22,291.19	22,291.19	22,291.19	-	-	-	-	-	-	
Various Payees	02011011012023-12-06904	29-Dec-23	92,032.28	92,032.28	92,032.28	-	-	-	-	-	-	
Various Payees	02011011012023-12-06922	29-Dec-23	39,786.25	39,786.25	39,786.25	-	-	-	-	-	-	
Various Payees	0201101101202312-06669	28-Dec-23	61,971.77	61,971.77	61,971.77	-	-	-	-	-	-	
Various Payees	0201101101202312-06670	02-Dec-23	6,511.92	6,511.92	6,511.92	-	-	-	-	-	-	
Various Payees	0201101101202312-06495	19-Dec-23	16,000.00	16,000.00	16,000.00	-	-	-	-	-	-	
Various Payees	0201101101202312-06499	29-Dec-23	12,000.00	12,000.00	12,000.00	-	-	-	-	-	-	
Various Payees	0201101101202312-06537	19-Dec-23	16,000.00	16,000.00	16,000.00	-	-	-	-	-	-	
Various Payees	0201101101202312-06360	15-Dec-23	42,000.00	42,000.00	42,000.00	-	-	-	-	-	-	
Various Payees	0201101101202312-06273	13-Dec-23	84,000.00	84,000.00	84,000.00	-	-	-	-	-	-	
Various Payees	0201101101202312-06511	19-Dec-23	6,000.00	6,000.00	6,000.00	-	-	-	-	-	-	
Various Payees	0201101101202312-06538	19-Dec-23	72,000.00	72,000.00	72,000.00	-	-	-	-	-	-	
Various Payees	0201101101202312-06494	17-Dec-23	4,000.00	4,000.00	4,000.00	-	-	-	-	-	-	
Various Payees	0201101101202312-06536	19-Dec-23	60,000.00	60,000.00	60,000.00	-	-	-	-	-	-	
Various Payees	0201101101202312-06565	21-Dec-23	4,000.00	4,000.00	4,000.00	-	-	-	-	-	-	
Various Payees	0201101101202312-06263	13-Dec-23	65,511.20	65,511.20	65,511.20	-	-	-	-	-	-	
Various Payees	0201101101202312-06464	18-Dec-23	108,000.00	108,000.00	108,000.00	-	-	-	-	-	-	
Various Payees	0201101101202312-06570	21-Dec-23	66,000.00	66,000.00	66,000.00	-	-	-	-	-	-	
Various Payees	0201102101202302-00145	01-Feb-23	7,200.00	7,200.00	-	-	7,200.00	-	-	-	-	
Various Payees	0201101101202312-06613	27-Dec-23	98,000.00	98,000.00	98,000.00	-	-	-	-	-	-	
Various Payees	0201101101202312-06466	18-Dec-23	77,000.00	77,000.00	77,000.00	-	-	-	-	-	-	
Various Payees	0201101101202312-06462	18-Dec-23	12,000.00	12,000.00	12,000.00	-	-	-	-	-	-	
Various Payees	0201101101202312-06493	19-Dec-23	24,000.00	24,000.00	24,000.00	-	-	-	-	-	-	
Various Payees	0201101101202312-06500	19-Dec-23	24,000.00	24,000.00	24,000.00	-	-	-	-	-	-	
Various Payees	0201101101202312-06463	18-Dec-23	70,000.00	70,000.00	70,000.00	-	-	-	-	-	-	
Various Payees	0201101101202312-06461	18-Dec-23	12,000.00	12,000.00	12,000.00	-	-	-	-	-	-	
Various Payees	02011011012023-12-06705	29-Dec-23	57,373.34	57,373.34	57,373.34	-	-	-	-	-	-	
Various Payees	02011011012023-12-06934	29-Dec-23	500,000.00	500,000.00	500,000.00	-	-	-	-	-	-	
Various Payees	02011011012023-12-06476	18-Dec-23	148,000.00	148,000.00	148,000.00	-	-	-	-	-	-	
Various Payees	02011011012023-12-06569	21-Dec-23	32,000.00	32,000.00	32,000.00	-	-	-	-	-	-	
Various Payees	02011021012023-12-06032	06-Dec-23	37,264.80	37,264.80	37,264.80	-	-	-	-	-	-	
Various Payees	02011021012023-12-06033	06-Dec-23	24,339.80	24,339.80	24,339.80	-	-	-	-	-	-	
Various Payees	02011021012023-12-06035	06-Dec-23	47,202.62	47,202.62	47,202.62	-	-	-	-	-	-	
Various Payees	02011021012023-12-06036	06-Dec-23	121,291.76	121,291.76	121,291.76	-	-	-	-	-	-	

AGING OF UNPAID OBLIGATIONS
As at December 31, 2023

Department : Department of Labor and Employment (DOLE)
 Agency : Technical Education and Skills Development Authority
 Operating Unit : Central Office
 Organization Code (UACS) : 16 009 0100000
 Fund Cluster : 01 - Regular Agency Fund

Name of Creditors	Obligation Request and Status			AGING OF UNPAID OBLIGATIONS								Remarks
	Number	Date	Amount	Amount	90 days & below	91 to 180 days	181 to 270 days	271 to 365/366 days	More than 1 year but less	More than 2 years		
				5=(6+7+8+9+10+11)	6	7	8	9	10	11	12	
Various Payees	02011021012023-12-06037	06-Dec-23	20,788.18	20,788.18	20,788.18	-	-	-	-	-	-	-
Various Payees	02011021012023-12-06041	06-Dec-23	67,321.05	67,321.05	67,321.05	-	-	-	-	-	-	-
Various Payees	02011021012023-12-06042	06-Dec-23	22,672.77	22,672.77	22,672.77	-	-	-	-	-	-	-
Various Payees	02011021012023-12-06044	06-Dec-23	26,717.70	26,717.70	26,717.70	-	-	-	-	-	-	-
Various Payees	02011021012023-12-06046	06-Dec-23	33,761.87	33,761.87	33,761.87	-	-	-	-	-	-	-
Various Payees	02011021012023-12-06048	06-Dec-23	29,800.62	29,800.62	29,800.62	-	-	-	-	-	-	-
Various Payees	02011021012023-12-06049	06-Dec-23	14,868.39	14,868.39	14,868.39	-	-	-	-	-	-	-
Various Payees	02011021012023-12-06050	06-Dec-23	60,672.42	60,672.42	60,672.42	-	-	-	-	-	-	-
Various Payees	02011021012023-12-06051	06-Dec-23	44,453.23	44,453.23	44,453.23	-	-	-	-	-	-	-
Various Payees	02011021012023-12-06052	06-Dec-23	53,413.60	53,413.60	53,413.60	-	-	-	-	-	-	-
Various Payees	02011021012023-12-06053	06-Dec-23	125,011.00	125,011.00	125,011.00	-	-	-	-	-	-	-
Various Payees	02011021012023-12-06058	06-Dec-23	104,366.19	104,366.19	104,366.19	-	-	-	-	-	-	-
Various Payees	02011021012023-12-06059	06-Dec-23	49,822.82	49,822.82	49,822.82	-	-	-	-	-	-	-
Various Payees	02011021012023-12-06060	06-Dec-23	18,392.16	18,392.16	18,392.16	-	-	-	-	-	-	-
Various Payees	02011021012023-12-06061	06-Dec-23	64,566.56	64,566.56	64,566.56	-	-	-	-	-	-	-
Various Payees	02011021012023-12-06062	06-Dec-23	102,289.54	102,289.54	102,289.54	-	-	-	-	-	-	-
Various Payees	02011021012023-12-06063	06-Dec-23	169,154.59	169,154.59	169,154.59	-	-	-	-	-	-	-
Various Payees	02011021012023-12-06064	06-Dec-23	267,913.83	267,913.83	267,913.83	-	-	-	-	-	-	-
Various Payees	02011021012023-12-06078	06-Dec-23	102,207.75	102,207.75	102,207.75	-	-	-	-	-	-	-
Various Payees	02011021012023-12-06080	06-Dec-23	51,341.18	51,341.18	51,341.18	-	-	-	-	-	-	-
Various Payees	02011021012023-12-06081	06-Dec-23	30,629.03	30,629.03	30,629.03	-	-	-	-	-	-	-
Various Payees	02011021012023-12-06084	06-Dec-23	36,414.49	36,414.49	36,414.49	-	-	-	-	-	-	-
Various Payees	02011021012023-12-06085	06-Dec-23	40,715.20	40,715.20	40,715.20	-	-	-	-	-	-	-
Various Payees	02011021012023-12-06086	06-Dec-23	137,855.93	137,855.93	137,855.93	-	-	-	-	-	-	-
Various Payees	02011021012023-12-06542	19-Dec-23	133,396.63	133,396.63	133,396.63	-	-	-	-	-	-	-
Various Payees	02011021012023-12-06546	19-Dec-23	34,528.93	34,528.93	34,528.93	-	-	-	-	-	-	-
Various Payees	02011021012023-12-06549	19-Dec-23	46,652.76	46,652.76	46,652.76	-	-	-	-	-	-	-
Various Payees	02011021012023-12-06552	19-Dec-23	71,558.31	71,558.31	71,558.31	-	-	-	-	-	-	-
Various Payees	02011021012023-12-06554	20-Dec-23	36,328.15	36,328.15	36,328.15	-	-	-	-	-	-	-
Various Payees	02011021012023-12-06556	20-Dec-23	46,430.09	46,430.09	46,430.09	-	-	-	-	-	-	-
Various Payees	02011021012023-12-06557	20-Dec-23	44,171.84	44,171.84	44,171.84	-	-	-	-	-	-	-
Various Payees	02011021012023-12-06560	20-Dec-23	275,752.42	275,752.42	275,752.42	-	-	-	-	-	-	-
Various Payees	02011021012023-12-06561	20-Dec-23	126,716.57	126,716.57	126,716.57	-	-	-	-	-	-	-
Various Payees	02011021012023-12-06580	21-Dec-23	111,808.30	111,808.30	111,808.30	-	-	-	-	-	-	-
Various Payees	02011021012023-12-06581	21-Dec-23	23,256.17	23,256.17	23,256.17	-	-	-	-	-	-	-
Various Payees	02011021012023-12-06582	21-Dec-23	39,050.96	39,050.96	39,050.96	-	-	-	-	-	-	-
Various Payees	02011021012023-12-06583	21-Dec-23	25,641.14	25,641.14	25,641.14	-	-	-	-	-	-	-
Various Payees	02011021012023-12-06584	21-Dec-23	61,692.96	61,692.96	61,692.96	-	-	-	-	-	-	-
Various Payees	02011021012023-12-06585	21-Dec-23	36,667.68	36,667.68	36,667.68	-	-	-	-	-	-	-
Various Payees	02011021012023-12-06587	21-Dec-23	54,833.50	54,833.50	54,833.50	-	-	-	-	-	-	-
Various Payees	02011021012023-12-06590	21-Dec-23	96,611.94	96,611.94	96,611.94	-	-	-	-	-	-	-
Various Payees	02011021012023-12-06591	21-Dec-23	192,101.16	192,101.16	192,101.16	-	-	-	-	-	-	-
Various Payees	02011021012023-12-06592	21-Dec-23	25,827.11	25,827.11	25,827.11	-	-	-	-	-	-	-
Various Payees	02011021012023-12-06593	21-Dec-23	59,776.62	59,776.62	59,776.62	-	-	-	-	-	-	-
Various Payees	02011021012023-12-06594	21-Dec-23	107,309.04	107,309.04	107,309.04	-	-	-	-	-	-	-
Various Payees	02011021012023-12-06595	21-Dec-23	84,913.67	84,913.67	84,913.67	-	-	-	-	-	-	-

AGING OF UNPAID OBLIGATIONS
As at December 31, 2023

Department : Department of Labor and Employment (DOLE)
 Agency : Technical Education and Skills Development Authority
 Operating Unit : Central Office
 Organization Code (UACS) : 16 009 0100000
 Fund Cluster : 01 - Regular Agency Fund

Name of Creditors	Obligation Request and Status			AGING OF UNPAID OBLIGATIONS							Remarks	
	Number	Date	Amount	Amount	90 days & below	91 to 180 days	181 to 270 days	271 to 365/366 days	More than 1 year but less	More than 2 years		
				5=(6+7+8+9+10+11)	6	7	8	9	10	11		12
Various Payees	02011021012023-12-06598	21-Dec-23	133,874.34	133,874.34	133,874.34	-	-	-	-	-	-	-
Various Payees	02011021012023-12-06599	21-Dec-23	32,001.20	32,001.20	32,001.20	-	-	-	-	-	-	-
Various Payees	02011021012023-12-06601	21-Dec-23	22,915.76	22,915.76	22,915.76	-	-	-	-	-	-	-
Various Payees	02011021012023-12-06603	21-Dec-23	29,805.74	29,805.74	29,805.74	-	-	-	-	-	-	-
VIDAL D. VILLANUEVA III	0201101101202312-06516	19-Dec-23	3,300.00	3,300.00	3,300.00	-	-	-	-	-	-	-
VIDAL D. VILLANUEVA III	0201101101202312-06454	18-Dec-23	4,500.00	4,500.00	4,500.00	-	-	-	-	-	-	-
VIDAL D. VILLANUEVA III	02011021012023-12-06112	06-Dec-23	3,629.40	3,629.40	3,629.40	-	-	-	-	-	-	-
VIDAL D. VILLANUEVA III	02011011012023-12-06871	29-Dec-23	12,500.00	12,500.00	12,500.00	-	-	-	-	-	-	-
VLADIMIR SANTOS	0201101101202312-06236	27-Dec-23	132,183.91	132,183.91	132,183.91	-	-	-	-	-	-	-
Xefar Enterprises	02011011012023-12-06930	29-Dec-23	7,650.00	7,650.00	7,650.00	-	-	-	-	-	-	-
Xefar Enterprises	02011011012023-12-05975	01-Dec-23	4,400.00	4,400.00	4,400.00	-	-	-	-	-	-	-
Xefar Enterprises	02011011012023-12-06003	04-Dec-23	6,600.00	6,600.00	6,600.00	-	-	-	-	-	-	-
Xefar Enterprises	02011011012023-12-06406	18-Dec-23	10,950.00	10,950.00	10,950.00	-	-	-	-	-	-	-
Xefar Enterprises	02011011012023-12-06490	18-Dec-23	59,600.00	59,600.00	59,600.00	-	-	-	-	-	-	-
Xefar Enterprises	02011011012023-11-05332	07-Nov-23	70,400.00	70,400.00	70,400.00	-	-	-	-	-	-	-
YVETTE JOY LAZAGA	02011011012023-12-06819	29-Dec-23	750.00	750.00	750.00	-	-	-	-	-	-	-
ZAB ENTERPRISES	0201101101202310-04788	16-Oct-23	3,071.00	3,071.00	3,071.00	-	-	-	-	-	-	-
ZAB ENTERPRISES	02011011012023-12-06884	29-Dec-23	3,700.00	3,700.00	3,700.00	-	-	-	-	-	-	-
ZAB ENTERPRISES	02011011012023-12-06929	29-Dec-23	503.00	503.00	503.00	-	-	-	-	-	-	-
ZAB ENTERPRISES	02011011012023-12-05954	01-Dec-23	667.00	667.00	667.00	-	-	-	-	-	-	-
ZAB ENTERPRISES	02011011012023-12-06104	06-Dec-23	9,480.00	9,480.00	9,480.00	-	-	-	-	-	-	-
ZAB ENTERPRISES	02011011012023-12-06450	18-Dec-23	1,670.00	1,670.00	1,670.00	-	-	-	-	-	-	-
ZEUS VINCENT A. MADRID	0201101101202312-06448	18-Dec-23	1,799.00	1,799.00	1,799.00	-	-	-	-	-	-	-
ZEUS VINCENT A. MADRID	0201101101202312-06339	15-Dec-23	12,238.00	12,238.00	12,238.00	-	-	-	-	-	-	-
ZILREEN MAE OPENA	02011011012023-12-06706	29-Dec-23	125,161.75	125,161.75	125,161.75	-	-	-	-	-	-	-
ZILREEN MAE OPENA	02011011012023-12-06707	29-Dec-23	750.00	750.00	750.00	-	-	-	-	-	-	-
ZILREEN MAE OPENA	02011011012023-12-06707	29-Dec-23	5,000.00	5,000.00	5,000.00	-	-	-	-	-	-	-
ZILREEN MAE OPENA	02011011012023-12-06707	29-Dec-23	500.00	500.00	500.00	-	-	-	-	-	-	-
ZILREEN MAE OPENA	02011011012023-12-06707	29-Dec-23	40,795.00	40,795.00	40,795.00	-	-	-	-	-	-	-
ZILREEN MAE OPENA	02011011012023-12-06707	29-Dec-23	26,437.00	26,437.00	26,437.00	-	-	-	-	-	-	-
ZILREEN MAE OPENA	02011011012023-12-06707	29-Dec-23	8,000.00	8,000.00	8,000.00	-	-	-	-	-	-	-
ZILREEN MAE OPENA	02011011012023-12-06707	29-Dec-23	2,013.00	2,013.00	2,013.00	-	-	-	-	-	-	-
ZILREEN MAE OPENA	02011011012023-12-06707	29-Dec-23	7,000.00	7,000.00	7,000.00	-	-	-	-	-	-	-
ZILREEN MAE OPENA	02011011012023-12-06707	29-Dec-23	8,052.00	8,052.00	8,052.00	-	-	-	-	-	-	-
ZILREEN MAE OPENA	02011011012023-12-06707	29-Dec-23	4,500.00	4,500.00	4,500.00	-	-	-	-	-	-	-
ZILREEN MAE OPENA	02011011012023-12-06707	29-Dec-23	7,500.00	7,500.00	7,500.00	-	-	-	-	-	-	-
ZILREEN MAE OPENA	02011011012023-12-06707	29-Dec-23	16,226.00	16,226.00	16,226.00	-	-	-	-	-	-	-
ZILREEN MAE OPENA	02011011012023-12-06707	29-Dec-23	715.00	715.00	715.00	-	-	-	-	-	-	-
ZILREEN MAE OPENA	02011011012023-12-06707	29-Dec-23	8,500.00	8,500.00	8,500.00	-	-	-	-	-	-	-
ZILREEN MAE OPENA	02011011012023-12-06707	29-Dec-23	2,000.00	2,000.00	2,000.00	-	-	-	-	-	-	-
ZILREEN MAE OPENA	02011011012023-12-06707	29-Dec-23	1,013.00	1,013.00	1,013.00	-	-	-	-	-	-	-
ZILREEN MAE OPENA	02011011012023-12-06707	29-Dec-23	15,213.00	15,213.00	15,213.00	-	-	-	-	-	-	-
ZILREEN MAE OPENA	02011011012023-12-06707	29-Dec-23	1,000.00	1,000.00	1,000.00	-	-	-	-	-	-	-
ZILREEN MAE OPENA	02011011012023-12-06707	29-Dec-23	3,000.00	3,000.00	3,000.00	-	-	-	-	-	-	-
Sub-total			48,661,892.45	48,661,892.45	41,668,732.76	1,391,599.74	437,445.04	5,164,114.91				

AGING OF UNPAID OBLIGATIONS
As at December 31, 2023

Department : Department of Labor and Employment (DOLE)
 Agency : Technical Education and Skills Development Authority
 Operating Unit : Central Office
 Organization Code (UACS) : 16 009 0100000
 Fund Cluster : 01 - Regular Agency Fund


Name of Creditors	Obligation Request and Status			AGING OF UNPAID OBLIGATIONS							Remarks
	Number	Date	Amount	Amount	90 days & below	91 to 180 days	181 to 270 days	271 to 365/366 days	More than 1 year but less	More than 2 years	
				5=(6+7+8+9+10+11)	6	7	8	9	10	11	
1	2	3	4								12
A.2 Prior Years' Appropriations			10,702,448.00	10,702,448.00	-	-	-	-	10,702,448.00	-	
Maintenance and Other Operating Expenses			177,120.00	177,120.00	-	-	-	-	177,120.00	-	
AG3 COLORS PRINTING PRESS	0201101101202211-05667	14-Nov-22	177,120.00	177,120.00	-	-	-	-	177,120.00	-	
Capital Outlays			10,525,328.00	10,525,328.00	-	-	-	-	10,525,328.00	-	
Orientech Construction & Development Corp.	061021012022-05-02036C	16-May-22	7,112,413.97	7,112,413.97	-	-	-	-	7,112,413.97	-	
Muchi Marketing Co.	061021012022-12-06649	27-Dec-22	703,360.00	703,360.00	-	-	-	-	703,360.00	-	
PPG Construction Corporation	061021012022-05-02036B	16-May-22	2,709,554.03	2,709,554.03	-	-	-	-	2,709,554.03	-	
Sub-total			10,702,448.00	10,702,448.00	-	-	-	-	10,702,448.00	-	
Total			59,364,340.45	59,364,340.45	41,668,732.76	1,391,599.74	437,445.04	5,164,114.91	10,702,448.00	-	
B. Not Yet Due and Demandable Obligations*											
B.1 Current Year's Appropriations			941,107,414.21	941,107,414.21	940,848,119.35	198,639.20	60,655.66	-	-	-	
Maintenance and Other Operating Expenses			347,891,400.37	347,891,400.37	347,632,105.51	198,639.20	60,655.66	-	-	-	
999 Clique Enterprises	02011011012023-06-02571	15-Jun-23	58,185.66	58,185.66	-	-	58,185.66	-	-	-	
Adcor Non-Specialized Wholesale Trading	02011011012023-12-06017	05-Dec-23	1,920.00	1,920.00	1,920.00	-	-	-	-	-	
Agile Technofrontier Corp.	02011011012023-09-04581	27-Sep-23	23,499.20	23,499.20	-	23,499.20	-	-	-	-	
Agile Technofrontier Corp.	02011011012023-12-06525	19-Dec-23	229,900.00	229,900.00	229,900.00	-	-	-	-	-	
ANdJ Bright Printing Services	02011011012023-10-04983	17-Oct-23	24,750.00	24,750.00	24,750.00	-	-	-	-	-	
Arik General Merchandising	02011011012023-12-06915	29-Dec-23	116,049,710.16	116,049,710.16	116,049,710.16	-	-	-	-	-	
Artjohnly Enterprises	02011011012023-12-05986	04-Dec-23	13,920.00	13,920.00	13,920.00	-	-	-	-	-	
Awards Central Philippines	02011011012023-11-05493	13-Nov-23	24,848.00	24,848.00	24,848.00	-	-	-	-	-	
Ban Bee Commercial Co., Inc.	02011011012023-12-06526	19-Dec-23	1,435.00	1,435.00	1,435.00	-	-	-	-	-	
Ban Bee Commercial Co., Inc.	02011011012023-12-05955	01-Dec-23	2,400.00	2,400.00	2,400.00	-	-	-	-	-	
Beau Essence Health and Beauty Inc.	02011011012023-07-03095	17-Jul-23	175,140.00	175,140.00	-	175,140.00	-	-	-	-	
BLL School and Office Supplies Trading	02011011012023-11-05899	30-Nov-23	17,125.00	17,125.00	17,125.00	-	-	-	-	-	
DG Central Non-Specialized Wholesale Trading	02011011012023-10-04887	12-Oct-23	23,108.00	23,108.00	23,108.00	-	-	-	-	-	
Gilcor Printing Press	02011011012023-10-04748	04-Oct-23	156,000.00	156,000.00	156,000.00	-	-	-	-	-	
Girteki Inc.	02011011012023-12-06398	18-Dec-23	67,414,706.97	67,414,706.97	67,414,706.97	-	-	-	-	-	
Girteki Inc.	02011011012023-12-06916	29-Dec-23	14,924,947.74	14,924,947.74	14,924,947.74	-	-	-	-	-	
Group 5 Computer Products and Supplies, Inc.	02011011012023-11-05527	14-Nov-23	35,400.00	35,400.00	35,400.00	-	-	-	-	-	
JTTP OFFICE AND SCHOOL SUPPLIES TRADING	02011011012023-12-05952	01-Dec-23	14,000.00	14,000.00	14,000.00	-	-	-	-	-	
Khemz Office Supplies and Equipment Trading	02011011012023-11-05631	17-Nov-23	55,000.00	55,000.00	55,000.00	-	-	-	-	-	
KPI Elevators Inc.	02011011012023-10-04881	11-Oct-23	32,335.68	32,335.68	32,335.68	-	-	-	-	-	
Lakan Non-Specialized Wholesale Trading	02011011012023-10-05123	20-Oct-23	6,312.00	6,312.00	6,312.00	-	-	-	-	-	
Maroon Studios Inc.	02011011012023-12-06506	19-Dec-23	246,951.94	246,951.94	246,951.94	-	-	-	-	-	
Merit Stainless Steel Inc.	02011011012023-12-06800	29-Dec-23	18,631,400.00	18,631,400.00	18,631,400.00	-	-	-	-	-	
Microbase Incorporated	02011011012023-11-05700	21-Nov-23	950,000.00	950,000.00	950,000.00	-	-	-	-	-	
Nikka Trading	02011011012023-12-06246	12-Dec-23	67,823,597.59	67,823,597.59	67,823,597.59	-	-	-	-	-	
Nikka Trading	02011011012023-12-06917	29-Dec-23	58,652,048.18	58,652,048.18	58,652,048.18	-	-	-	-	-	
Pelago Appliances Trading	02011011012023-11-05609	17-Nov-23	365,629.00	365,629.00	365,629.00	-	-	-	-	-	
Pelago Appliances Trading	02011011012023-11-05825	28-Nov-23	28,000.00	28,000.00	28,000.00	-	-	-	-	-	
Pelago Appliances Trading	02011011012023-12-06221	12-Dec-23	44,274.00	44,274.00	44,274.00	-	-	-	-	-	
Pelago Appliances Trading	02011011012023-12-06608	21-Dec-23	988,057.00	988,057.00	988,057.00	-	-	-	-	-	
RGSA Carpets and Interior Products, Inc.	02011011012023-12-05918	01-Dec-23	41,180.00	41,180.00	41,180.00	-	-	-	-	-	
Rina Canlas Enterprises	02011011012023-11-05693	21-Nov-23	233,000.00	233,000.00	233,000.00	-	-	-	-	-	
TUV SUD PSB Philippines Inc.	02011011012023-12-06700	29-Dec-23	537,600.00	537,600.00	537,600.00	-	-	-	-	-	
Twenty 8 Office Supplies Trading	02011011012023-12-06489	18-Dec-23	29,596.25	29,596.25	29,596.25	-	-	-	-	-	

AGING OF UNPAID OBLIGATIONS
As at December 31, 2023

Department : Department of Labor and Employment (DOLE)
 Agency : Technical Education and Skills Development Authority
 Operating Unit : Central Office
 Organization Code (UACS) : 16 009 0100000
 Fund Cluster : 01 - Regular Agency Fund

Name of Creditors	Obligation Request and Status			AGING OF UNPAID OBLIGATIONS							Remarks	
	Number	Date	Amount	Amount	90 days & below	91 to 180 days	181 to 270 days	271 to 365/366 days	More than 1 year but less	More than 2 years		
				5=(6+7+8+9+10+11)	6	7	8	9	10	11		
Zab Enterprises Inc.	02011011012023-06-02720	26-Jun-23	2,470.00	2,470.00	-	-	2,470.00	-	-	-	-	-
Zab Enterprises Inc.	02011011012023-11-05644	20-Nov-23	15,780.00	15,780.00	15,780.00	-	-	-	-	-	-	-
Zab Enterprises Inc.	02011011012023-11-05698	21-Nov-23	6,785.00	6,785.00	6,785.00	-	-	-	-	-	-	-
Zab Enterprises Inc.	02011011012023-12-05900	30-Nov-23	10,388.00	10,388.00	10,388.00	-	-	-	-	-	-	-
Capital Outlays			593,216,013.84	593,216,013.84	593,216,013.84							
ACMI OFFICE SYSTEMS PHILIPPINES INC	06011021012023-12-06793	29-Dec-23	21,045,000.00	21,045,000.00	21,045,000.00	-	-	-	-	-	-	-
ACMI OFFICE SYSTEMS PHILIPPINES INC	06011021012023-12-06798	29-Dec-23	11,290,000.00	11,290,000.00	11,290,000.00	-	-	-	-	-	-	-
ACMI OFFICE SYSTEMS PHILIPPINES INC. - MESCO INC. JOINT VENTURE	06011021012023-12-06792	29-Dec-23	50,206,700.00	50,206,700.00	50,206,700.00	-	-	-	-	-	-	-
DIGITAL MANUFACTURING SOLUTIONS, INC.	06011021012023-12-06789	29-Dec-23	45,475,000.00	45,475,000.00	45,475,000.00	-	-	-	-	-	-	-
FELTA MULTI-MEDIA INC.	06011021012023-12-06796	29-Dec-23	22,042,143.58	22,042,143.58	22,042,143.58	-	-	-	-	-	-	-
HEXATRONICS MARKETING	06011021012023-12-06788	29-Dec-23	126,150,000.00	126,150,000.00	126,150,000.00	-	-	-	-	-	-	-
HEXATRONICS MARKETING	06011021012023-12-06795	29-Dec-23	65,286,500.00	65,286,500.00	65,286,500.00	-	-	-	-	-	-	-
HYTEC POWER INC.	06011021012023-12-06787	29-Dec-23	117,715,211.00	117,715,211.00	117,715,211.00	-	-	-	-	-	-	-
MUCHI MARKETING CO.	06011021012023-12-06799	29-Dec-23	7,642,525.00	7,642,525.00	7,642,525.00	-	-	-	-	-	-	-
PRONET SYSTEMS INTEGRATED NETWORK SOLUTIONS, INC.	06011021012023-12-06791	29-Dec-23	5,078,738.26	5,078,738.26	5,078,738.26	-	-	-	-	-	-	-
PRONET SYSTEMS INTEGRATED NETWORK SOLUTIONS, INC.	06011021012023-12-06797	29-Dec-23	1,596,978.00	1,596,978.00	1,596,978.00	-	-	-	-	-	-	-
UNOTRONIX INC.	06011021012023-12-06786	29-Dec-23	11,061,000.00	11,061,000.00	11,061,000.00	-	-	-	-	-	-	-
WOLRD SOLUTIONS TECHNOLOGY, INC.	06011021012023-12-06790	29-Dec-23	93,936,218.00	93,936,218.00	93,936,218.00	-	-	-	-	-	-	-
WOLRD SOLUTIONS TECHNOLOGY, INC	06011021012023-12-06794	29-Dec-23	14,690,000.00	14,690,000.00	14,690,000.00	-	-	-	-	-	-	-
Sub-total			941,107,414.21	941,107,414.21	940,848,119.35	198,639.20	80,655.66					
Total			941,107,414.21	941,107,414.21	940,848,119.35	198,639.20	80,655.66					
GRAND TOTAL			1,000,471,754.66	1,000,471,754.66	982,516,852.11	1,590,238.94	498,100.70	5,164,114.91	10,702,448.00			
Total Current Year Appropriations			989,769,306.66	989,769,306.66	982,516,852.11	1,590,238.94	498,100.70	5,164,114.91				
Total Prior Years' Appropriations			10,702,448.00	10,702,448.00					10,702,448.00			


Certified Correct


GARRIEL M. SAUGON
 Chief, Accounting Division
 Date:


Certified Correct


ROMMEL A. DELORIA
 Chief, Budget Division
 Date:

Recommending Approval:


SAMAD E. DIBANSA
 Officer-in-Charge, FMS
 Date: FMS-2023

Approved By


SUHARTO T. MANGUDADATU, PH.D.
 The Secretary/Director General, TESDA
 Date: **FMS-2023**